

**Center for Applied Research in the Apostolate  
Georgetown University  
Washington, DC**

***A Portrait of the Permanent Diaconate:  
A Study for the  
U.S. Conference of Catholic Bishops  
2012-2013***



**June 2013**

Mary L. Gautier, Ph.D.  
Carolyne Saunders, M.S.

***A Portrait of the Permanent Diaconate:  
A Study for the  
U.S. Conference of Catholic Bishops  
2012-2013***

**Table of Contents**

Executive Summary .....	1
Major Findings.....	1
Introduction.....	4
Number of Permanent Deacons .....	5
Interpolation of Missing Data .....	7
<i>Active Permanent Deacons</i> .....	7
<i>Total Permanent Deacons</i> .....	7
Ministry Status of Deacons.....	8
Incardination Status of Deacons in Active Ministry.....	9
Marital Status of Active Deacons .....	10
Age of Active Deacons .....	11
Race and Ethnicity of Active Deacons .....	12
Highest Level of Education of Active Deacons.....	13
Changes in the Diaconate during the 2012 Calendar Year.....	14
Ministry and Compensation.....	15
Post-Ordination Formation .....	17
Retreats .....	18
Directors of the Diaconate .....	19
Policies of the Offices of the Diaconate .....	20
Appendix: Questionnaire and Response Frequencies for 2012-2013.....	22

# ***A Portrait of the Permanent Diaconate: A Study for the U.S. Conference of Catholic Bishops 2012-2013***

## **Executive Summary**

This report presents findings from a national survey of the Office of the Permanent Diaconate in arch/dioceses and arch/eparchies in the United States that was commissioned by the Secretary of Clergy, Consecrated Life and Vocations of the U.S. Conference of Catholic Bishops. The survey was distributed in April, 2013. The present survey is the seventh survey of Offices of the Permanent Diaconate that CARA has conducted for the United States Conference of Catholic Bishops.<sup>1</sup> The original questionnaire was designed in collaboration with the Executive Director of the USCCB Secretariat for the Diaconate.

To obtain the names and contact information for the directors of these offices, CARA contacted the National Association of Deacon Directors for a list of current directors of the Office of Deacon in U.S. dioceses and eparchies. CARA also contacted the directors of all diaconate formation programs in its Catholic Ministry Formation database to request their cooperation in completing the survey. As in previous years, diocesan directors had the option of completing the survey either online or on paper.

CARA completed data collection in mid June 2013, after extensive follow-up by mail, e-mail, telephone, and fax. At the completion of data collection, CARA had 2012-2013 information from 145 of the 193 arch/dioceses and arch/eparchies whose bishops and eparches belong to the USCCB, for a 75 percent overall completion rate.<sup>2</sup> The response rate is higher among arch/dioceses (81 percent, or 143 of 177 possible responses) than among arch/eparchies (13 percent, or two of 16 possible responses).

## **Major Findings**

### *Number of Deacons*

- Responding arch/dioceses with the largest number of permanent deacons include Galveston-Houston (414), Trenton (383), Los Angeles (344) and Hartford (300).

---

<sup>1</sup> The survey was originally commissioned by the USCCB Secretariat for the Diaconate, which became the Secretariat of Clergy, Consecrated Life and Vocations. It has been conducted annually since 2005-2006, with the exception of 2010-2011.

<sup>2</sup> The Archdiocese for the Military Services, U.S.A. has no clergy personnel except those on assignment from other dioceses and eparchies, so it is excluded from this report and analysis. Another eparchy, St. Thomas Syro-Malabar Catholic Diocese of Chicago, has no permanent deacons in the United States and is also excluded from this report and analysis.

Adjusting for Catholic population size, Latin rite dioceses with the lowest ratio of Catholics per permanent deacon include: Fairbanks (482 Catholics to every deacon), Lexington (647 Catholics per deacon), Amarillo (773 Catholics per every deacon), and Rapid City (803 Catholics per every deacon).

- The 183 Latin Rite arch/dioceses that responded to the questionnaire report a total of 12,756 permanent deacons. The two arch/eparchies that responded report a total of 38 permanent deacons. Extrapolating to include arch/dioceses and arch/eparchies that did not respond to the survey, it can be estimated that there are as many as 18,497 permanent deacons in the United States today.
- Latin Rite arch/dioceses report having 10,642 deacons active in ministry. The two arch/eparchies report 38 active deacons. Extrapolating to include dioceses and eparchies that did not respond to the survey, it can be estimated that there are 14,779 deacons active in ministry in the United States today, or about 80 percent of all permanent deacons.

#### *Demographic Characteristics of Active Deacons*

- Ninety-three percent of active deacons are currently married. Four percent are widowers, and 2 percent have never been married.
- Ninety-four percent of active deacons are at least 50 years old. About a quarter (26 percent) are in their 50s, four in ten (43 percent) are in their 60s, and a quarter (25 percent) are 70 or older.
- Seventy-eight percent of active deacons are non-Hispanic whites. Fifteen percent are Hispanic or Latino. Three percent are African American and 3 percent are Asian.
- Six in ten active deacons (60 percent) have at least a college degree. Almost a tenth have a graduate degree in a field related to religion or ministry.

#### *Compensation and Formation*

- Among deacons who are financially compensated for full-time ministry, 22 percent are serving in an “other parish ministerial position.” Twelve percent are in a parish non-ministerial position and just under one sixth (15 percent) are in a diocesan position. Fourteen percent are compensated for hospital ministry and fifteen percent are compensated for full-time prison ministry. Just under one in ten deacons (8 percent) is entrusted with full-time pastoral care of a parish (Canon 517.2), and one in twenty is employed by a social services agency.
- Among deacons who are financially compensated for part-time ministry, 25 percent are involved in an “other parish ministerial position” and 17 percent are in a parish non-ministerial position, while 8 percent are entrusted with the pastoral care of a parish

(Canon 517.2). Nineteen percent are in part-time diocesan positions and about 10 percent are in part-time hospital or prison ministries. Only 3 percent are in social service positions part-time.

- Eighty-five percent of responding arch/dioceses require post-ordination formation of deacons. These arch/dioceses require a median of 20 hours of post-ordination formation annually.
- Ninety-four percent of arch/dioceses require an annual retreat of deacons. Eighty-nine percent provide other annual gatherings for deacons.
- Ninety-four percent of responding arch/dioceses have a Director of the Diaconate (or a person with a similar title). In about two in five of these arch/dioceses (41 percent), the position is full-time.
- More than three-quarters of arch/dioceses (78 percent) have a plan for the placement and ministry of deacons.
- Nearly nine in ten responding arch/dioceses (88 percent) have a minimum age for deacons. Almost half have a mandatory age for deacon retirement.

**Center for Applied Research in the Apostolate  
Georgetown University  
Washington, DC**

***A Portrait of the Permanent Diaconate:  
2012-2013***

**Introduction**

In spring 2005, the Secretariat for the Diaconate<sup>3</sup> of the United States Conference of Catholic Bishops (USCCB) first commissioned the Center for Applied Research in the Apostolate (CARA) at Georgetown University to conduct an annual survey of Offices of the Permanent Diaconate. CARA conducted the survey each year since then, except for 2010-2011; the present survey is the seventh in this series.

This report presents findings from this latest national survey of the Office of the Permanent Diaconate in dioceses and eparchies in the United States and incorporates trend data from previous years' reports. The original questionnaire was designed in collaboration with the Executive Director of the USCCB Secretariat for the Diaconate and the questionnaires used in subsequent years are nearly identical.<sup>4</sup> The 2012-2013 questionnaire is presented in the Appendix.

To obtain the names and contact information for the directors of these offices, CARA contacted the National Association of Deacon Directors for a list of current directors of the Office of Deacon in U.S. dioceses and eparchies. CARA also contacted the directors of all diaconate formation programs in its Catholic Ministry Formation database to request their cooperation in completing the survey. As in previous years, diocesan directors had the option of completing the survey either online or on paper.

CARA completed data collection in mid June 2013, after extensive follow-up by mail, e-mail, telephone, and fax. At the completion of data collection, CARA had 2012-2013 information from 145 of the 193 arch/dioceses and arch/eparchies whose bishops and eparches belong to the USCCB, for a 75 percent overall completion rate. The response rate is higher among arch/dioceses (81 percent, or 142 of 178 possible responses) than among arch/eparchies (13 percent, or two of 16 possible responses).

---

<sup>3</sup> This office is now known as the Secretariat of Clergy, Consecrated Life and Vocations.

<sup>4</sup> The 2005-2006 survey asked for the number of active deacons with masters' degrees or doctorates. The surveys in subsequent years asked for the number of active deacons with a "graduate degree in religious studies, theology, Canon Law, etc." and the number with a "graduate degree in a field not related to the Diaconate." There are also some differences in the subsequent surveys in the way in which marital status is asked.

## Number of Permanent Deacons

*The Archdiocese of Galveston-Houston has the largest total number of permanent deacons among responding arch/dioceses, with 414 deacons in all, both active and retired. Following Galveston-Houston, the Diocese of Trenton reports 383 total permanent deacons and the Archdiocese of Los Angeles reports 344. The table below lists responding arch/dioceses that report more than 200 permanent deacons.<sup>5</sup>*

<b>Responding Arch/dioceses with the Greatest Number of Permanent Deacons</b>		
<b>Arch/diocese</b>	<b>Total Number of Deacons</b>	<b>Catholics per Deacon<sup>6</sup></b>
Galveston-Houston	414	2,827
Trenton	383	2,236
Los Angeles	344	12,305
Hartford	300	2,000
Atlanta	264	3,789
St. Louis	264	1,987
Phoenix	260	3,077
Newark	259	5,091
Philadelphia	259	5,654
Boston	236	7,657
Joliet in Illinois	234	2,632
New Orleans	230	2,113
Brooklyn	229	6,288
Denver	218	2,555
Cincinnati	209	2,284

- The 143 Latin rite arch/dioceses that responded to the survey in 2012-2013 report a total of 12,992 permanent deacons. The two Eastern rite eparchies that responded to the survey report a total of 38 permanent deacons.<sup>7</sup>
- On average, responding arch/dioceses and arch/eparchies report 74 deacons in active ministry.

<sup>5</sup> The total number of deacons is calculated here as the sum of all deacons active in ministry and all deacons no longer active in ministry, except those who have been laicized (question 1 + question 8 – question 12).

<sup>6</sup> The total number of Catholics per arch/diocese is taken from the *2012 Official Catholic Directory*.

<sup>7</sup> Eparchies are reported separately here because of possible double-counting of Eastern rite deacons listed by Latin rite dioceses as serving within their boundaries.

- The Archdiocese of Los Angeles, has more than 12,000 Catholics per deacon. Other responding arch/dioceses that also have relatively high numbers of Catholics per deacon include Wichita, with more than 28,500 Catholics per deacon, Fresno and San Jose in California, with more than 16,000 Catholics per deacon and Madison with more than 14,000.

<b>Responding Arch/dioceses with the Lowest Ratio of Catholics per Permanent Deacon</b>	
<b>Arch/diocese</b>	<b>Catholics per Deacon</b>
Fairbanks	482
Parma-Byzantine	619
Lexington	647
Amarillo	773
Rapid City	803
Jefferson City	878
Pensacola-Tallahassee	942
Lubbock	973
Bismarck	974

- The Diocese of Fairbanks has the most favorable ratio of Catholics to deacons among responding arch/dioceses, with 482 Catholics per deacon. The Eparchy of Parma-Byzantine is second, with 619 Catholics per deacon.
- None of the responding arch/dioceses with the lowest ratio of Catholics to deacons are located in the Northeast.



## Interpolation of Missing Data

### *Active Permanent Deacons*

To obtain the most complete figure for the total number of active deacons in the country, it is necessary to create estimates for the 50 arch/dioceses and arch/eparchies that did not respond to the survey. To do this, we draw on data for total deacons reported in *The Official Catholic Directory 2012* and then make an estimate of the proportion of those reported deacons who are active in ministry.

The figure used here for the proportion of deacons who are active is calculated from the survey responses. Responding arch/dioceses and arch/eparchies indicate that 80 percent of their deacons are active in ministry. We also adjust for the fact that the number of deacons listed in the *OCD 2012* is slightly lower than the total number that responding arch/dioceses reported – responding arch/dioceses and arch/eparchies reported .94 fewer total deacons in the *OCD 2012* than they reported in the survey. Thus, for non-responding Latin Rite arch/dioceses and Eastern Catholic arch/eparchies, we estimate the total number of active deacons as:

$$\text{Number of total deacons (as reported in the OCD 2012)} * .80 / 0.94$$

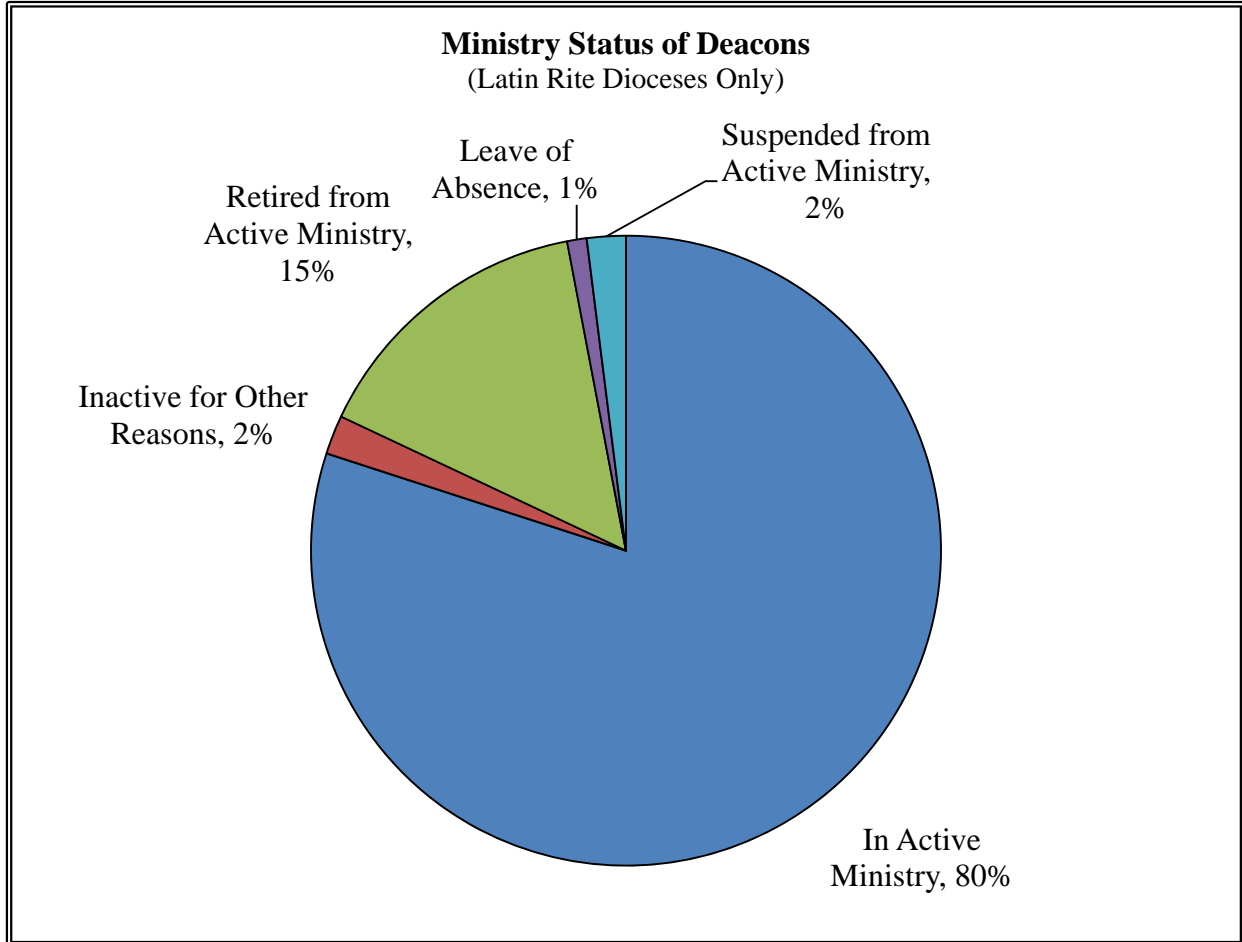
This yields an estimate of 14,779 active permanent deacons.

### *Total Permanent Deacons*

Using the procedure described above—while excluding the adjustment for active permanent deacons—yields a national estimate of **18,497** total deacons (both active and inactive). This includes 18,141 for Latin Rite dioceses and 356 for Eastern Catholic eparchies.

## Ministry Status of Deacons

*Eight in ten deacons in responding arch/dioceses are active in ministry, and one in five are inactive for a variety of reasons.*



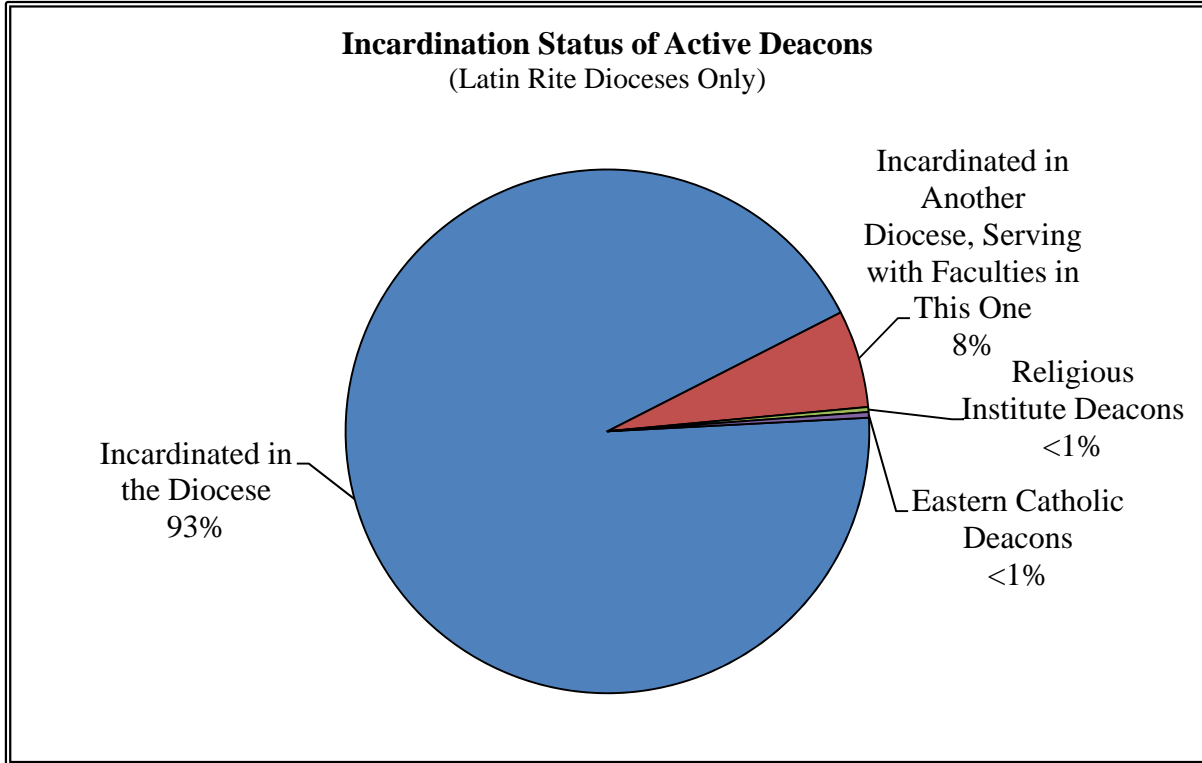
The 20 percent of inactive deacons include 15 percent who are retired, 1 percent who are on a leave of absence, 2 percent who are suspended from active ministry, and 2 percent who are inactive for other reasons.<sup>8</sup>

The 128 Latin Rite arch/dioceses that responded to this survey report a total of 10,642 active deacons, and the two arch/eparchies report 38 active.

<sup>8</sup> The calculation of total deacons for this report excludes deacons who have been laicized. The Latin Rite dioceses responding to the survey report a total of 99 laicized deacons. Were they to be included in totals, they would represent less than 1 percent of all permanent deacons.

## Incardination Status of Deacons in Active Ministry

*Excluding responses from eparchies, 93 percent of deacons in active ministry are incardinated in the diocese that reports them.*



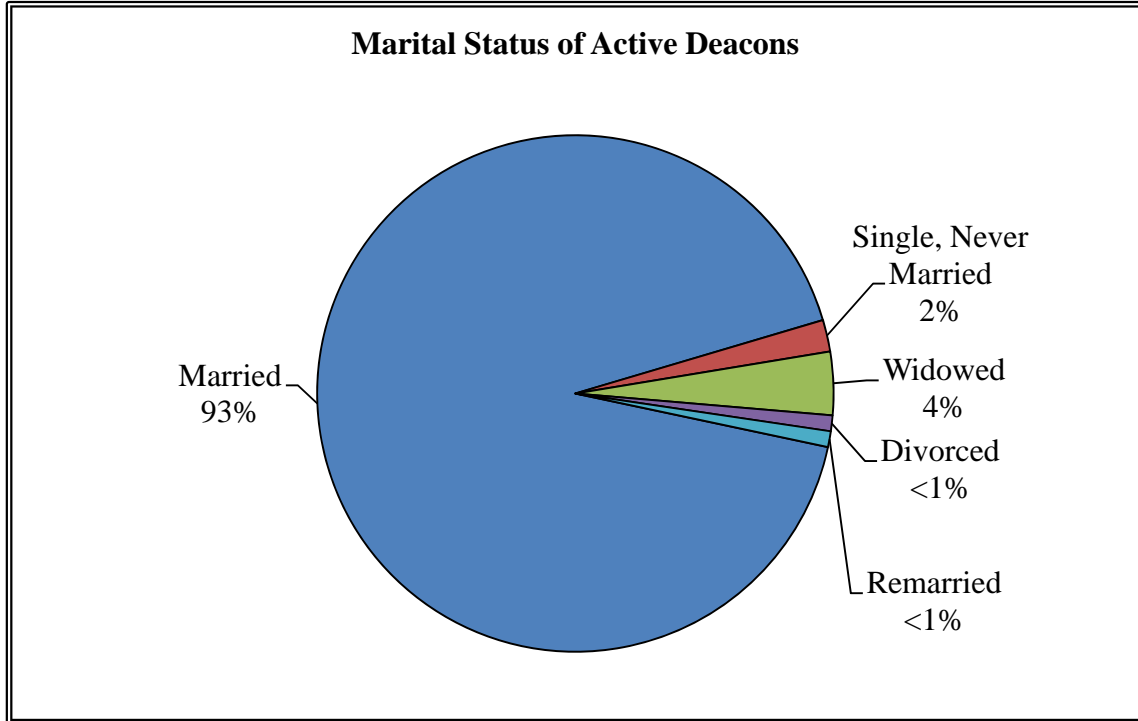
- Among responding Latin rite arch/dioceses, 8 percent of active deacons are incardinated in another Latin rite diocese but serve in the reporting diocese. Less than 1 percent of active deacons are incardinated as members of religious institutes or incardinated in Eastern Catholic Churches that are geographically located within the diocese.<sup>9</sup>
- In addition to the above, and not shown in the figure, dioceses and eparchies report an average of five deacons (which could be active or inactive) incardinated in the reporting diocese but serving in another diocese as well as an average of 0.1 deacons who serve in both Eastern and Latin Rite parishes.

---

<sup>9</sup> As in all cases in this report where subgroups are reported, percentages reflect only deacons for whom information was provided.

## Marital Status of Active Deacons

*Most permanent deacons in active ministry are married. The figure below displays the marital status of active deacons.<sup>10</sup>*

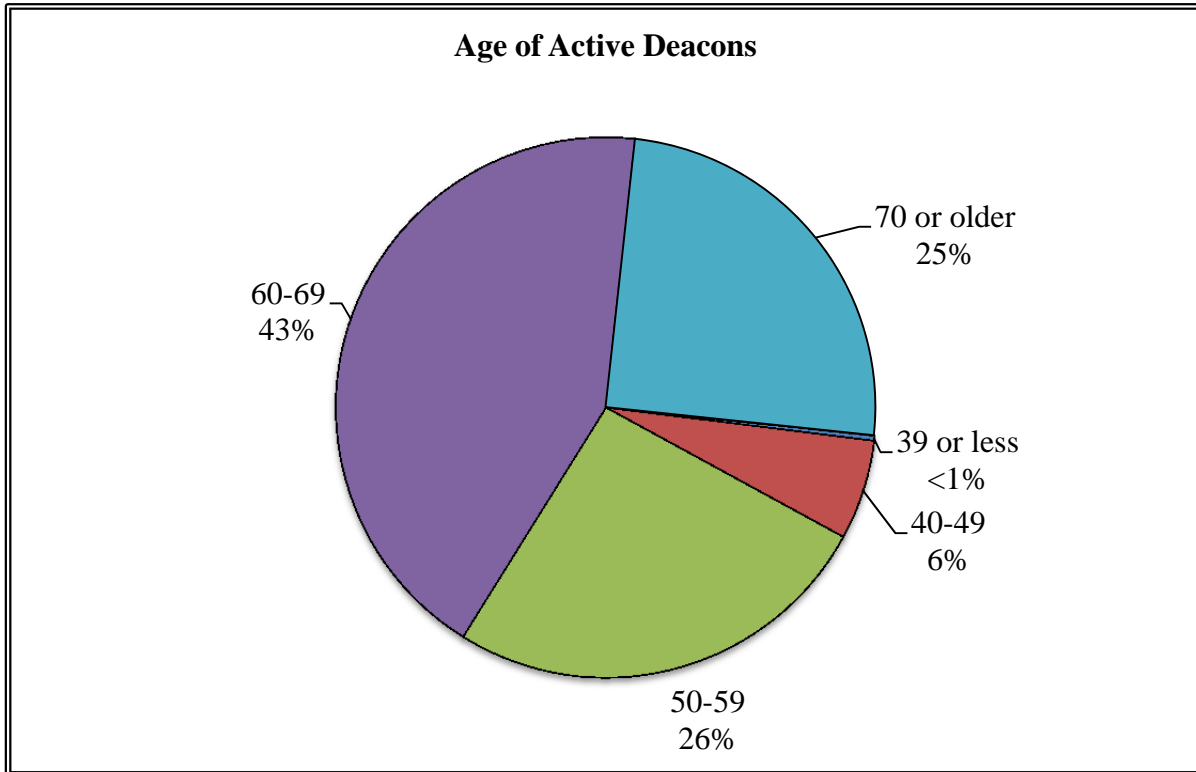


Ninety-three percent of active permanent deacons are married. Four percent are widowed, 2 percent have never been married, and less than 1 percent are divorced or remarried.

<sup>10</sup> Responses of eparchies are included in the figures for marital status and other demographic characteristics.

## Age of Active Deacons

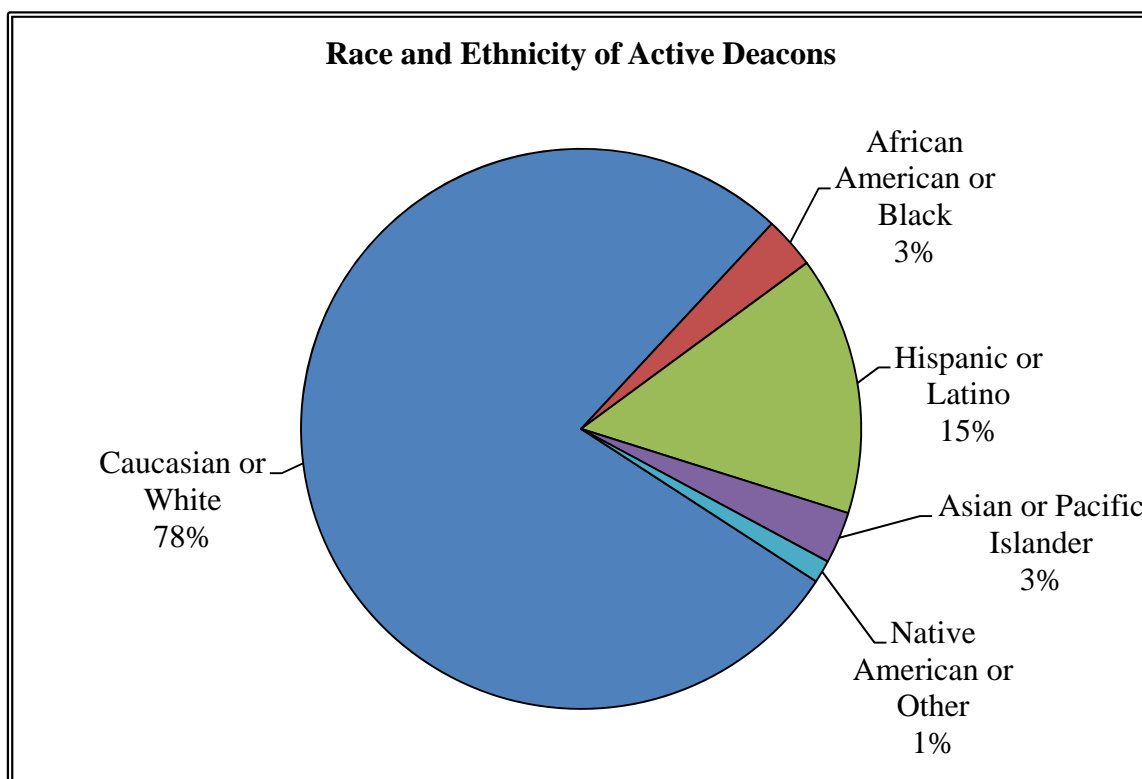
*Almost seven in ten active permanent deacons (68 percent) are at least 60 years old.*



- Just over four in ten active permanent deacons (43 percent) are 60 to 69 and a quarter (25 percent) are 70 or older. Just over a quarter of active deacons (26 percent) are in their fifties.
- More than one in twenty (5 percent) are in their 40s, and less than 1 percent are under the age of 40. According to Canon 1031.2 and the *National Directory for the Formation, Ministry, and Life of Permanent Deacons in the United States*, the minimum age for ordination to the permanent diaconate is 35 for all candidates.

## Race and Ethnicity of Active Deacons

*Almost eight in ten active deacons (78 percent) are Caucasian or white. About one in six (15 percent) active deacons is Hispanic or Latino. Three percent are African American or black and another 3 percent are Asian or Pacific Islander. One percent of active deacons are Native Americans or members of other racial/ethnic groups.*

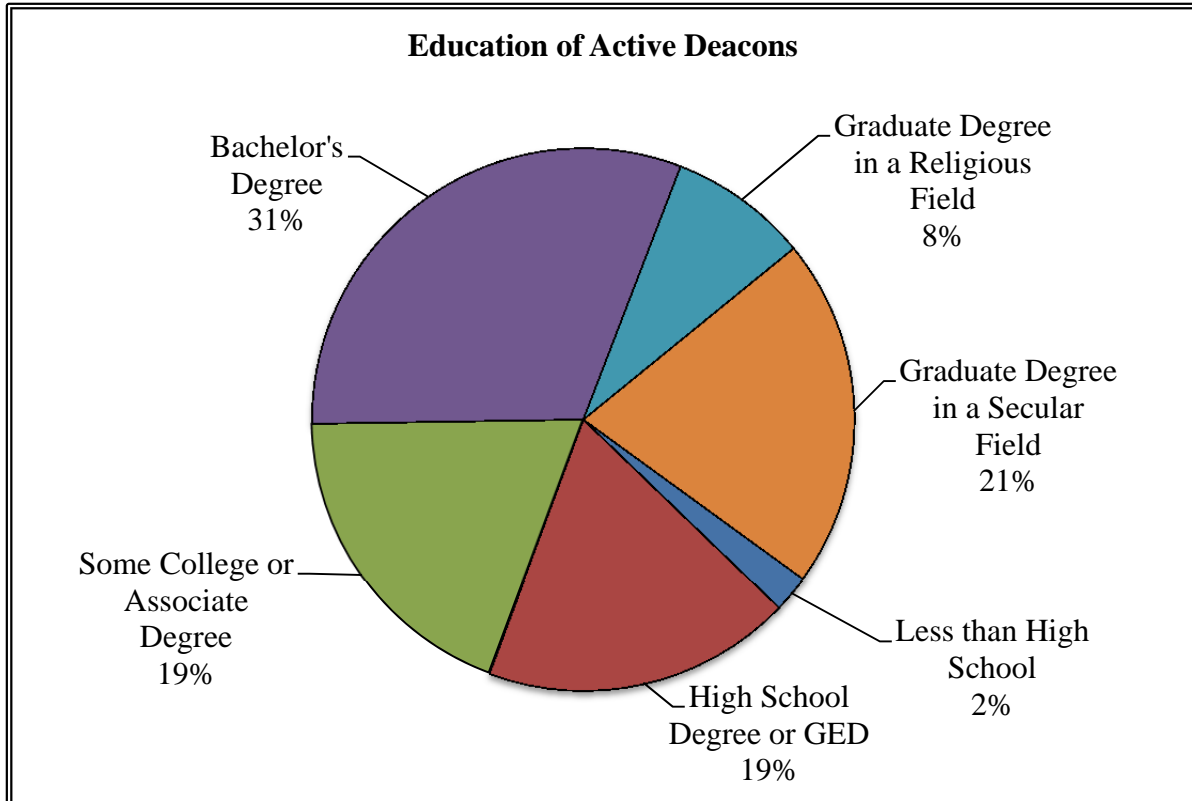


Active permanent deacons are more diverse racially and ethnically than U.S. priests, although not as diverse as the U.S. Catholic population. According to a national random survey of priests conducted by CARA in 2009, 92 percent of U.S. priests are non-Hispanic whites, 3 percent are Hispanic or Latino, 2 percent are African American or black, and 3 percent are Asian American<sup>11</sup>.

<sup>11</sup> Gautier, M.L., Perl, P.M. and Fichter, S.J. (2012) Same Call, Different Men: The Evolution of the Priesthood since Vatican II, Liturgical Press, pg. 10.

## Highest Level of Education of Active Deacons

Nearly three in ten (29 percent) active deacons have a graduate degree. About twice as many have a graduate degree in a field not related to the Diaconate (21 percent) as have one in a religious field such as religious studies, theology, Canon Law, etc., (8 percent).



- Three in ten (31 percent) active permanent deacons have a bachelor's degree as their highest level of education.
- One in five (19 percent) has some college education or an Associate's degree as their highest level of education.
- About a fifth (19 percent) have a high school degree or GED. Very few active deacons (2 percent) have less than a high school degree.

## Changes in the Diaconate during the 2012 Calendar Year

*During the 2012 calendar year, responding offices reported 294 deacons retired from active ministry and 217 died.*

<b>Changes in the Diaconate Over Time</b>			
Totals from Responding Dioceses/Eparchies*			
	<b>2012</b>	<b>2009</b>	<b>2006</b>
Requested laicization	19	15	15
Granted laicization	7	9	12
Dispensed from the impediment of orders	5	5	8
Remarried after dispensation	3	5	2
Remarried without dispensation	8	3	11
Divorced/separated after ordination	14	14	22
Entered the priesthood	4	9	13
Retired from active ministry	294	215	307
Died	217	166	183

\* Includes only those dioceses and eparchies responding in that year.  
\*\* Question wording changed in subsequent years.

Arch/dioceses were asked to report the number of active permanent deacons that were lost during the 2012 calendar year through retirement, laicization, entering the priesthood, or death. Additional questions asked about changes in marital status. The first column in the table above presents the total number of deacons in each category among dioceses and eparchies that responded to the 2012-2013 survey.<sup>12</sup> Subsequent columns report the figures for two previous years' surveys for comparison.

- In 2012, 19 deacons requested laicization, one third fewer than reported in 2005, but double the number reported in 2008. The number of deacons granted laicization is lower this year than in 2008 and 2005 at seven compared to 11 and 12 respectively. The number dispensed from the impediment of orders has remained stable over the past six years.
- Four permanent deacons were reported to have left the diaconate to prepare for the priesthood, slightly more than what was reported in 2008, but less than in 2005.
- The number of deacons divorced or separated after ordination is slightly lower than in previous years. Compared to 2008, slightly more were remarried without dispensation, but fewer were married after dispensation.

<sup>12</sup> 140 of the 145 responding dioceses and eparchies in 2012-2013 answered this set of questions. Note that it is common for survey respondents to leave an answer field blank rather than writing in a zero to indicate "none," when answering questions that require writing in numbers. Throughout this report and in the Appendix, CARA assumes that blank fields are zeros if other questions in the same series have been filled in with valid responses. Exceptions are made for obvious cases of missing data.



## Ministry and Compensation

*Just over one in five (21 percent) of active permanent deacons are financially compensated for ministry. Of those financially compensated for ministry, deacons who are compensated for another parish ministerial position (in addition to their diaconal responsibilities) make up the largest proportion among those compensated for their ministry.*

<b>Active Deacons Who Are Financially Compensated for Their Ministry</b>			
Percentage among Active Deacons Who Are Compensated			
	<b>Compensated Full-Time</b>	<b>Compensated Part-Time</b>	<b>Among All Compensated</b>
Other parish ministerial position	25%	20%	22%
Parish non-ministerial position	17	6	12
Hospital ministry	13	15	14
Prison ministry	10	20	15
Diocesan non-ministerial position	10	4	7
Diocesan ministerial position	9	6	8
Entrusted with the pastoral care of one or more parishes (Canon 517.2)	8	26	16
Ministry in a social services agency	3	2	3
Other	5	1	3
<b>Total in compensated ministry</b>	<b>100%</b>	<b>100%</b>	<b>100%</b>

Respondents were asked the number of active deacons in each of several categories who are financially compensated for their full-time or part-time ministry. The table above displays the proportion of permanent deacons overall who are compensated either part-time or full-time in each type of ministry. The percentages are based on all arch/dioceses and arch/eparchies that responded to the survey and indicated at least one deacon that was compensated in any of the categories above.

- Among deacons who are compensated for full-time ministry, one quarter (25 percent) are paid for a full-time ministerial position in a parish (e.g., Director of Religious Education, Youth Minister); another one in five (20 percent) are paid part-time for this ministry.
- Over one in ten deacons (12 percent) who are in a compensated ministry serve in a non-ministerial position in a parish (e.g., administration, business, finance).
- About one in six deacons who are in a compensated ministry (15 percent) serve the diocese in either a ministerial position (e.g., DDRE, Diocesan Youth Minister) or a non-ministerial position (e.g., administration, business, finance).

- Almost three in ten deacons (29 percent) are financially compensated for ministry in hospitals or in prisons.
- One in six (16 percent) is financially compensated for the pastoral care of one or more parishes under Canon 517.2, either full-time or part-time.
- Fewer deacons serve in compensated ministry in a social services agency (3 percent) or in some other ministry (3 percent).

## Post-Ordination Formation

*Eighty-five percent of responding arch/dioceses and arch/eparchies require post-ordination formation for deacons. Among those that do require post-ordination formation, the medium number of hours required per year is 20.<sup>13</sup>*

<b>Post-Ordination Formation</b>		
Dioceses and eparchies responding:		
	<b>Yes</b>	<b>No</b>
Post-ordination formation required of deacons	85%	15%
<i>Average number of hours required annually:</i>	22	
<i>Median number of hours required annually:</i>	20	
Post-ordination formation provided in language(s) other than English	16	84
<i>Percentage providing formation in Spanish:</i>	8%	
<i>Percentage providing formation in other languages:</i>	<1%	
Formation opportunities provided for wives of deacons	74	26

- One in six arch/dioceses and arch/eparchies (16 percent) provide post-ordination formation in a language other than English, most typically in Spanish. One diocese indicates that formation programs are offered in Yup'ik.
- Three out of four arch/dioceses (74 percent) provide formation opportunities for the wives of deacons.

---

<sup>13</sup> The median is the middle value in the distribution when responses are ordered from lowest to highest. By definition, 50 percent of cases in a distribution fall at or below the median and 50 percent fall at or above the median.

## Retreats

*Nearly all dioceses and eparchies (94 percent) require an annual retreat of deacons. In dioceses that require a retreat, an average of just over three in four deacons (77percent) participate in the retreat.*

<b>Retreats</b>		
Dioceses and eparchies responding:		
	<b>Yes</b>	<b>No</b>
An annual retreat is required of deacons	94%	6%
<i>Average percentage of deacons participating in the retreat: 77%</i>		
<i>Median percentage of deacons participating in the retreat: 80%</i>		
Diocese provides couples' retreats for deacons and their wives	87	13
Diocese provides deacon-only retreats	29	71
Diocese provides separate retreats for wives of deacons	15	85
Diocese provides annual gatherings of deacons (other than retreats)	89	11

- Almost nine in ten responding arch/dioceses (87 percent) provide couples retreats for deacons and their wives. About one in six (15 percent) provide separate retreats for wives of deacons.
- About three in ten arch/dioceses (29 percent) provide retreats for deacons only.
- Nearly nine in ten arch/dioceses (89 percent) provide annual gatherings of deacons in addition to or apart from a retreat.

## Directors of the Diaconate

*More than nine in ten responding arch/dioceses and arch/eparchies (94 percent) have a Director of the Diaconate or a person with a similar title.*

<b>Directors of the Diaconate</b>		
Dioceses and eparchies responding:		
	<b>Yes</b>	<b>No</b>
Diocese has a Director of the Office of Deacon (or similar title)	94%	6%
<i>Full-Time:</i> 41%		
<i>Part-Time:</i> 59%		
<i>Average number of years in this position:</i> 6.2		
<i>Median number of years in this position:</i> 4.8		

- In four in ten arch/dioceses (41 percent) with a Director of the Diaconate, the position is full-time; the position is part-time for 59 percent of the responding arch/dioceses and arch/eparchies.
- Current directors have held their position for an average of about six years, although the median tenure for directors is almost five years.

## Policies of the Offices of the Diaconate

*More than three-quarters of responding arch/dioceses and arch/eparchies (78 percent) have a plan for placement and ministry of deacons.*

<b>Policies of the Offices of the Diaconate</b>		
Dioceses and eparchies responding:		
	<b>Yes</b>	<b>No</b>
Diocese has a plan for placement and ministry of deacons	78%	22%
Diocese has an active formation program for the diaconate	88	12
<i>If no, is the diocese planning to establish one within the next two years</i>	61	39
Diocese has minimum age for acceptance into a diaconate formation program	88	12
<i>Average minimum age for acceptance: 33</i>		
<i>Median minimum age for acceptance: 32</i>		
Diocese has a mandatory age of retirement from active ministry for deacons	53	47
<i>Percentage requiring retirement at age 70: 13%</i>		
<i>Percentage requiring retirement at age 75: 80%</i>		
Diocese has a formal policy for deacons who are divorced/separated post-ordination	47	53
Diocese has an active Deacon Council or Deacon Assembly	67	33

- Nine in ten responding arch/dioceses (90 percent) have an active formation program for the diaconate. Among those that do not, 61 percent report that there are plans to establish such a program within the next two years.
- Nearly nine in ten arch/dioceses (88 percent) have a minimum age requirement for acceptance into the diaconate formation program. In these arch/dioceses, the minimum age ranges from 28 to 66, with a median of 32.
- About half (53 percent) have a mandatory age of retirement for deacons –13 percent require retirement at age 70 and 80 percent mandate it at age 75.

- Almost half arch/dioceses and arch/eparchies (47 percent) have a formal policy for deacons who are divorced or separated post-ordination.
- Just over two thirds of responding arch/dioceses and arch/eparchies (67 percent) have an active Deacon Council or Deacon Assembly.





**Appendix:**  
**Questionnaire and Response Frequencies for 2012-2013**



## BISHOPS' COMMITTEE FOR THE DIACONATE POST-ORDINATION SURVEY



Diocese or Eparchy: \_\_\_\_\_  
 Director of the Office of Deacon: \_\_\_\_\_  
 Telephone: \_\_\_\_\_ E-mail: \_\_\_\_\_

**Please fill in the total number of deacons in your diocese for each category below**

**Mean = 73** 1. Total number of Deacons in **ACTIVE MINISTRY IN THIS DIOCESE.** **NR = 00**

**Of the number reported in item 1:**

**Mean = 67** 2. Active Deacons who are **INCARDINATED** in this diocese. **NR = 00**

**Mean = 04** 3. Active Deacons incardinated in another Latin rite diocese but serving with faculties in this diocese. **NR = 01**

**Mean = <1** 4. Active Deacons incardinated in **EASTERN CATHOLIC CHURCHES** that are geographically located in this diocese (e.g., Byzantine, Maronite, etc.). **NR = 01**

**Mean = <1** 5. Active Deacons incardinated as members of **RELIGIOUS INSTITUTES.** **NR = 01**  
*(items 2 through 5 should total to the number of ACTIVE Deacons reported in item 1)*

**Mean = 05** 6. Deacons incardinated in this diocese but serving another diocese. **NR = 00**

**Mean = <1** 7. Deacons who serve both Eastern and Latin rite Churches ("bi-ritual"). **NR = 00**

**Mean = 19** 8. Deacons **NO LONGER IN ACTIVE MINISTRY** in this diocese. **NR = 00**

**Of the number reported in item 8:**

**Mean = 14** 9. Deacons retired from ecclesial ministry. **NR = 03**

**Mean = 01** 10. Deacons on a leave of absence. **NR = 03**

**Mean = 01** 11. Deacons who are suspended from active ministry. **NR = 03**

**Mean = 01** 12. Deacons who have been released from the clerical state ("laicized"). **NR = 03**

**Mean = 01** 13. Other inactive deacons (not retired, on leave of absence, suspended or laicized). **NR = 03**

*(items 9 through 13 should total to the same number reported in item 8)*

**Of the number of ACTIVE Deacons reported in item 1:**

Marital Status				Race and Ethnicity			
Mean	NR			Mean	NR		
66	03	14.	Married	55	05	24.	Caucasian/white
02	03	15.	Single, never married	02	05	25.	African American/black
03	03	16.	Widowed	11	05	26.	Hispanic/Latino
<1	03	17.	Remarried subsequent to ordination	02	05	27.	Asian/Pacific Islander
01	03	18.	Divorced, not remarried	01	05	28.	Native American or Other

Age				Highest Level of Education			
Mean	NR			Mean	NR		
<1	06	19.	Age 39 or younger	02	17	29.	Less than high school
04	06	20.	Age 40-49	13	17	30.	High school diploma/GED
18	06	21.	Age 50-59	14	17	31.	Some college/Associate degree
32	06	22.	Age 60-69	22	17	32.	Bachelor's degree
18	06	23.	Age 70 or older	06	17	33.	Graduate degree in religious studies, theology, Canon Law, etc.
				14	17	34.	Graduate degree in a field not related to the Diaconate

**In the most recent calendar year (January 1 to December 31, 2012) how many deacons have:**

Mean	NR			Mean	NR		
<1	05	35.	Requested laicization (Canon 290)	<1	05	40.	Divorced/separated after ordination
<1	05	36.	Been granted laicization (Canon 290)	<1	05	41.	Entered the priesthood
<1	05	37.	Been dispensed from the impediment of orders (Canon 1087)	02	05	42.	Retired from active ministry
<1	05	38.	Remarried after dispensation	02	05	43.	Died
<1	05	39.	Remarried without dispensation				

### Ministry and Compensation

**Of the total number of deacons in active ministry in the diocese (as reported in item 1), the number who are financially compensated, either full-time or part-time (excluding stipends and/or reimbursement for expenses, such as mileage) for the following:**

Full-time	NR		Part-time	NR		
<1	06	44.	02	06	45.	Entrusted with the pastoral care of one or more parishes (Canon 517.2).
02	06	46.	02	06	47.	Other parish ministerial position (e.g., DRE, Youth Minister).
01	06	48.	<1	06	49.	Parish non-ministerial position (e.g., administration, business, finance).
01	06	50.	02	06	51.	Prison ministry.
01	06	52.	01	06	53.	Hospital ministry.
<1	06	54.	<1	06	55.	Ministry in a social services agency (e.g., Catholic Charities).
01	06	56.	<1	06	57.	Diocesan ministerial position (e.g., DDRE, Diocesan Youth Minister).
01	06	58.	<1	06	59.	Diocesan non-ministerial position (e.g., administration, business, finance).
<1	06	60.	<1	06	61.	Other: _____

### Post-ordination Formation

Yes	No	NR	
85	15	02	62. Is post-ordination formation required of deacons?
<b>Mean = 22</b>		19	63. <u>If yes</u> , approximate number of <u>hours</u> of post-ordination formation required <u>annually</u> .
16	84	06	64. Is post-ordination formation provided in language(s) other than English?
		88	65. <u>If yes</u> , please indicate the language(s): <b>Model response:</b> Spanish
74	26	03	66. Are formation opportunities provided for wives of deacons?
94	06	01	67. Is an annual retreat required for deacons?
<b>Mean = 77%</b>		10	68. <u>If yes</u> , approximate percentage of deacons who participate in an annual retreat.
29	71	04	69. Does the diocese provide deacon only retreats?
15	85	06	70. Does the diocese provide separate retreats for wives of deacons?
87	13	02	71. Does the diocese provide couples' retreats for deacons and their wives?
89	11	03	72. Does the diocese provide annual gatherings of deacons (other than retreats)?

### Office of the Diaconate

Yes	No	NR	

94	06	01	73. Does the diocese have a Director of the Office of Deacon (or similar title)?
<b>Mean = 74</b>		08	74. <u>If yes</u> , number of <u>months</u> Director of Deacons has been in this position.
41	59	25	75. <u>If yes</u> , is this position: <input type="checkbox"/> Full-time or <input type="checkbox"/> Part-time
78	22	06	76. Does the diocese have a plan for placement and ministry of deacons?
53	47	03	77. Does the diocese have a mandatory age of retirement from active ministry for deacons?
<b>Mean = 74</b>		48	78. <u>If yes</u> , at what age are deacons required to retire from active ministry?
47	53	10	79. Does the diocese have a formal policy for deacons who are divorced or separated post-ordination?
67	33	03	80. Does the diocese have an active Deacon Council or Deacon Assembly?
88	12	03	81. Does the diocese have an active formation program for the Diaconate?
65	35	87	82. <u>If no</u> , is the diocese planning to establish a formation within the next two years?
88	12	03	83. Does the diocese have a minimum age for acceptance into a diaconate formation program?
<b>Mean = 33</b>		15	84. <u>If yes</u> , what is the minimum age requirement?

*In the event we need clarification about the data reported here, please supply the following contact information:*

Survey completed by: \_\_\_\_\_

Telephone: \_\_\_\_\_ E-mail: \_\_\_\_\_

**Please FAX completed form to: 202-687-8083**  
**CARA, 2300 Wisconsin Ave, NW, Suite 400, Washington, DC 20007**  
© CARA, 2013