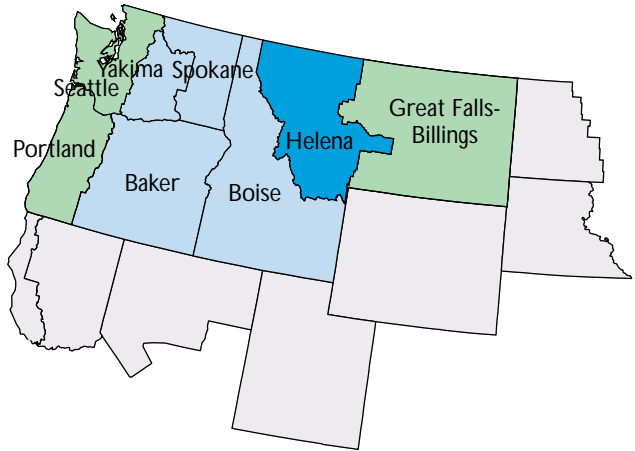
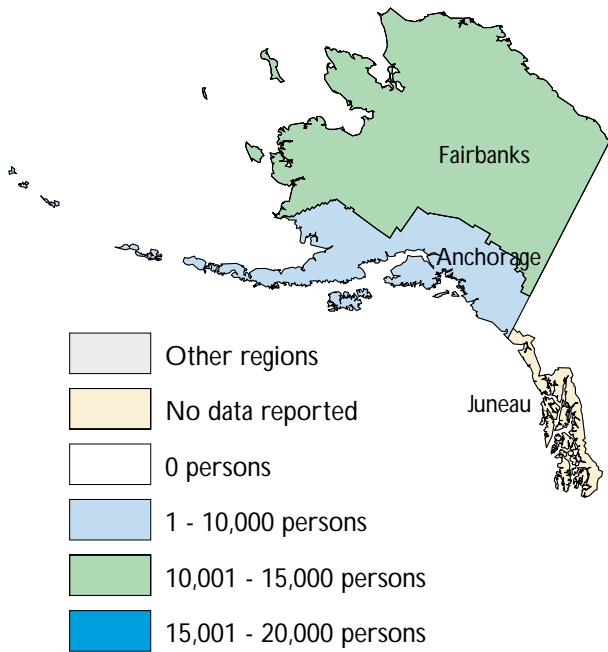
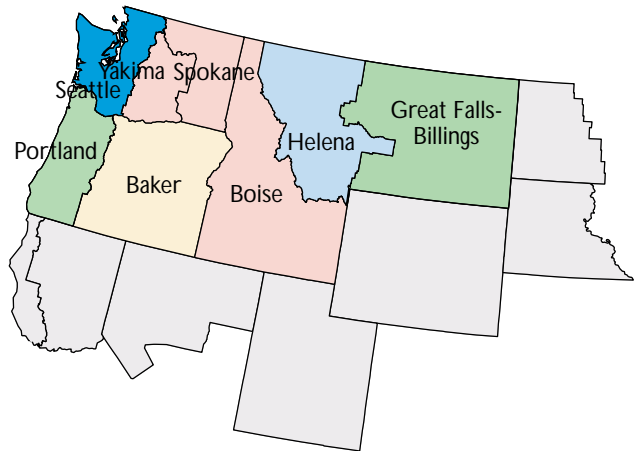
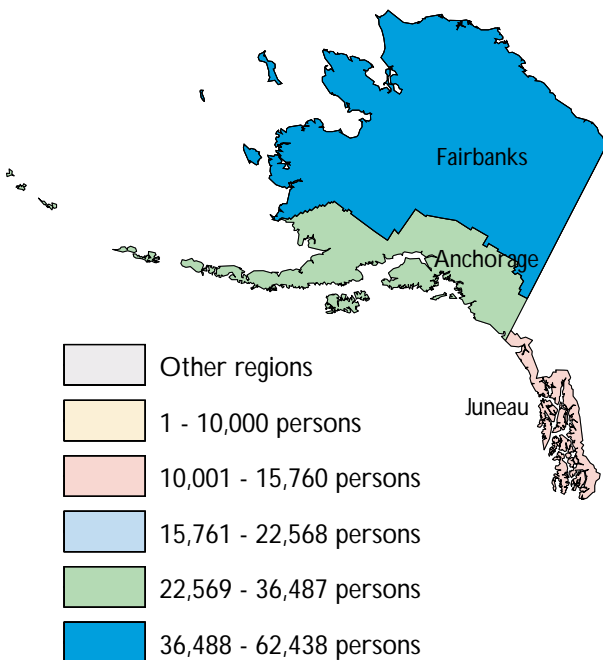


REGION XII SUMMARY

Number of Native Americans in each Diocese within Region XII who are baptized Roman Catholic.



Number of Native Americans in each Diocese within Region XII.
(Source: U.S. Census Bureau)



In 1994 the United States Conference of Catholic Bishops' Ad Hoc Committee for Native American Catholics agreed to canvass all the dioceses in the United States to gather as much information as possible regarding the apostolate to the Native Americans. One of the first major tasks was to survey all 175 dioceses regarding the number of practicing and nonpracticing Catholics within their respective dioceses. The survey conducted by the Ad Hoc Committee in 1999 asked bishops for basic information about the number of Native American Catholics, urban and rural, within their diocese. A follow-up survey was conducted in 2000 to confirm or modify the estimates submitted in the previous year. All dioceses and archdioceses in existence as of January 1, 2000 responded to one or both surveys.

Table I shows a reported population of 2,328,949 American Indians in the United States (U.S. Census 2000). The estimated number of Native American Catholics reported in 2000 was 359,532 or 15.4% of the American Indian population. The smallest number of Native American Catholics was reported in Region III (NJ & PA) at 1,873. The largest number of Native American Catholics was reported in Region XIII (AZ, CO, NM, UT, & WY) at 171,700.

Region XII is composed of eleven dioceses located in five states. There are a total of 262,430 American Indians in this region with 33.6% of the population reported to be baptized Catholics. The largest number of Native American Catholics are located in the Diocese of Helena (n = 20,000). The Diocese of Anchorage reported the smallest number of Native American Catholics (n = 400). One diocese did not know the number of Native American Catholics within its diocese. (See Table II)

Table I. UNITED STATES DIOCESES BY REGION

Region	States	American Indian Population	Number of Catholics	Percent
I	CT, MA, ME, NH, RI, VT	42,257	3,323	7.9%
II	New York	82,461	3,229	3.9%
III	NJ, PA	37,840	1,873	5.0%
IV	DC, DE, FL, GA, MD, NC, SC, VA, WV	233,192	2,315	1.0%
V	AL, KY, LA, MS, TN	83,327	12,814	15.4%
VI	MI, OH	82,965	3,000	3.6%
VII	IL, IN, WI	94,027	9,717	10.3%
VIII	MN, ND, SD	149,330	28,774	19.3%
IX	IA, KS, MO, NE	73,897	2,943	4.0%
X	AR, OK, TX	409,409	16,470	4.0%
XI	CA, HI, NV	363,301	17,896	4.9%
XII	AK, ID, MT, OR, WA	262,430	88,190	33.6%
XIII	AZ, CO, NM, UT, WY	414,513	171,804	41.4%
TOTAL		2,328,949	362,348	15.6%

Table II. REGION XII DIOCESES

Region	States	American Indian Population	Number of Catholics	Percent
Anchorage	Alaska	29,330	400	1.4%
Fairbanks	Alaska	43,095	15,000	34.8%
Juneau	Alaska	12,611	Unknown	0.0%
Boise	Idaho	13,399	4,000	29.9%
Great Falls	Montana	28,146	11,790	41.9%
Helena	Montana	18,490	20,000	108.2%
Baker	Oregon	9,993	1,000	10.0%
Portland	Oregon	28,912	12,000	41.5%
Seattle	Washington	54,919	14,000	25.5%
Spokane	Washington	12,804	7,000	54.7%
Yakima	Washington	10,731	3,000	28.0%
TOTAL		262,430	88,190	33.6%