

January 2026

# National Eucharistic Revival Impact Assessment Research



United States  
Conference of  
Catholic Bishops



# Objectives & Methodology

---

# Research Objectives

---

The overarching objective of the research was to measure the impact of the National Eucharistic Revival:

- ***Personal Transformation:***  
Eucharistic belief, ministry work, evangelization confidence, faith activities, attitudinal changes in faith perspective and experience
- ***Parish Community Engagement:***  
Impact on parish Eucharistic devotion and availability of (and engagement in) various faith-related activities
- ***Challenges and Future Considerations:***  
To help inform similar future initiatives



Nearly 2,500 respondents in the US completed an online, 15-minute survey in the summer and fall of 2025, one year after the initial national Pilgrimage and Congress.

## 2,472 Total Sample Surveyed

**414** in the “Ecclesial” segment:  
clergy and those working for or on  
behalf of the Church (priests,  
deacons, Revival point persons)

**294** from USCCB  
lists

**120** from Vinea  
internal U.S.  
Parish list

**2,058** Lay Catholics not  
formally involved with any of  
the organizational aspects of  
the Revival

**1,758** from  
USCCB lists

**300** from the  
Catholic  
“GenPop\*”  
Mass-goers

### Study Topic Note

- Neither set of respondents (ecclesial or lay Catholics) knew the subject of the study when invited to participate
- Additionally, faith activity changes over time were not asked in the context of the Revival until later in the survey

\* Sourced from online panels of the General Population (GenPop). Went to Mass at least monthly, though 83% went to Mass at least weekly.

# The Ecclesial sample consisted mostly of priests but included a fair number of staff and other Point Persons.

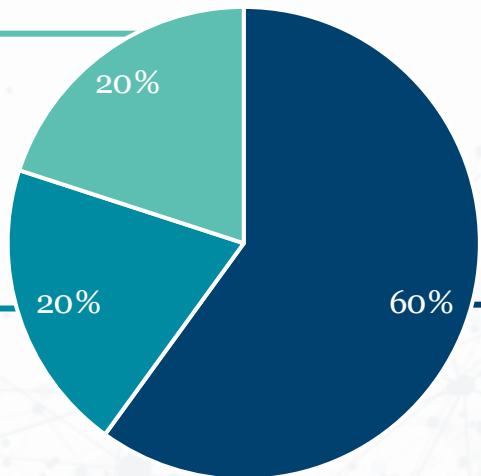
## *Composition of Ecclesial Sample*

### Parishioner

*Non-ordained and non-staff  
Point Persons were placed into  
the "Parishioner" segment.*

### Staff

*5% Parish staff  
15% Diocesan staff*



### Clergy

*41% Pastors  
5% Non-Pastor Priests  
14% Deacons*

*Ecclesial; n=414*

# Ecclesial Segment

## *Clergy*

---

# **We will cover 4 key topics:**

---

- 1. Enthusiasm & Promotion of the Revival**
- 2. Personal Impact**
- 3. Parish/Diocesan Impact**
- 4. Challenges**



# Enthusiasm & Promotion

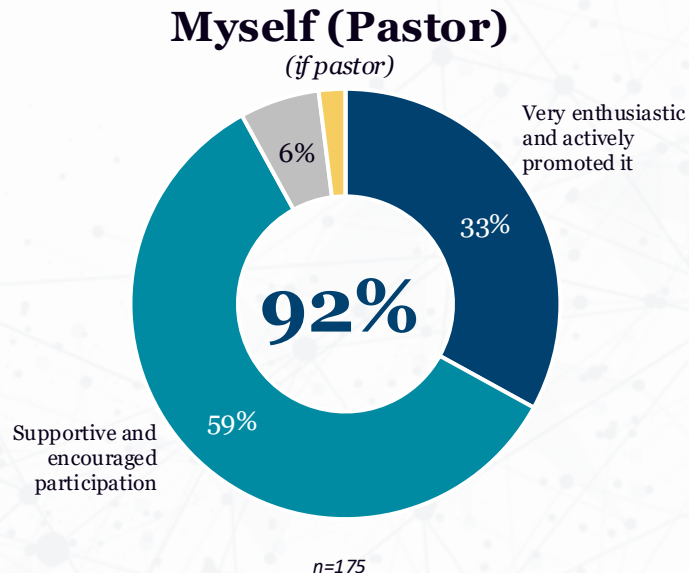
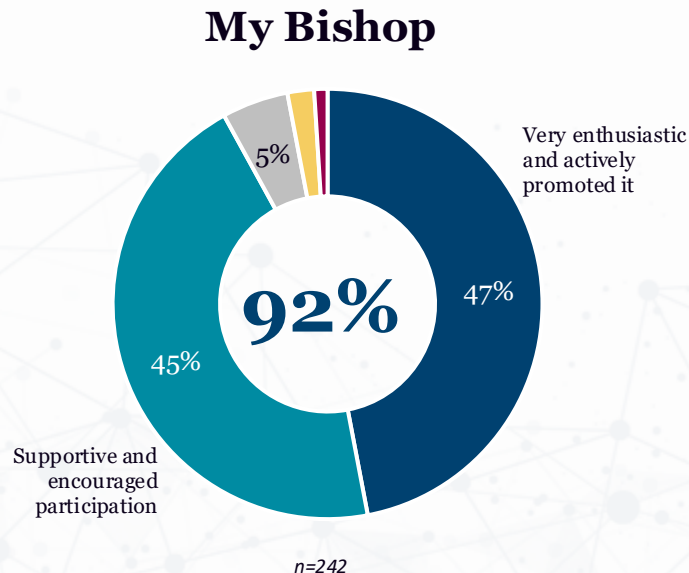
***Strong leadership enthusiasm at all levels created an environment primed for implementation of the Revival.***

- Leadership buy-in was strong at all levels, creating a solid foundation for parish-level implementation
  - *Bishops and pastors demonstrated overwhelming support for the Revival, with 88% of Ecclesial respondents describing their bishop as enthusiastic or supportive.*
  - *Pastors showed even stronger enthusiasm.*
- Outside of the Mass, parish engagement centered on Eucharistic adoration and processions as the primary local activities.



**Leadership enthusiasm for the Revival was strong at every level, with 92% of bishops described as supportive by clergy and 92% of pastors describing themselves as supportive.**

***Perceived Bishop's and Pastor's Enthusiasm for the National Eucharistic Revival***



# Personal Impact

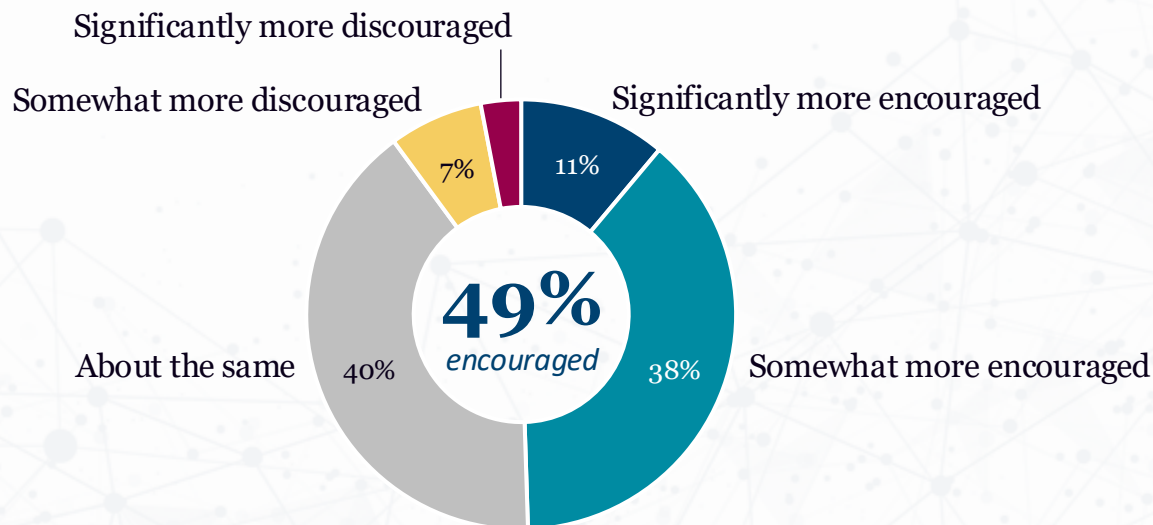
*Personal renewal among clergy strengthened their capacity to serve as witnesses to their parishioners and confident evangelizers.*

- Nearly half (49%) of clergy report **feeling more encouraged** since the Revival began.
- Also nearly half (48%) of clergy feel **more comfortable encouraging others to share their faith**, indicating the Revival built ministerial confidence.
- The Revival also influenced clergy's **pastoral approach and homiletic content**, demonstrating integration into everyday ministry.

This past favorable experience will help future revival enthusiasm among clergy

**Nearly half of clergy (49%) report feeling more encouraged since the Revival began, suggesting the Revival provided a meaningful morale boost.**

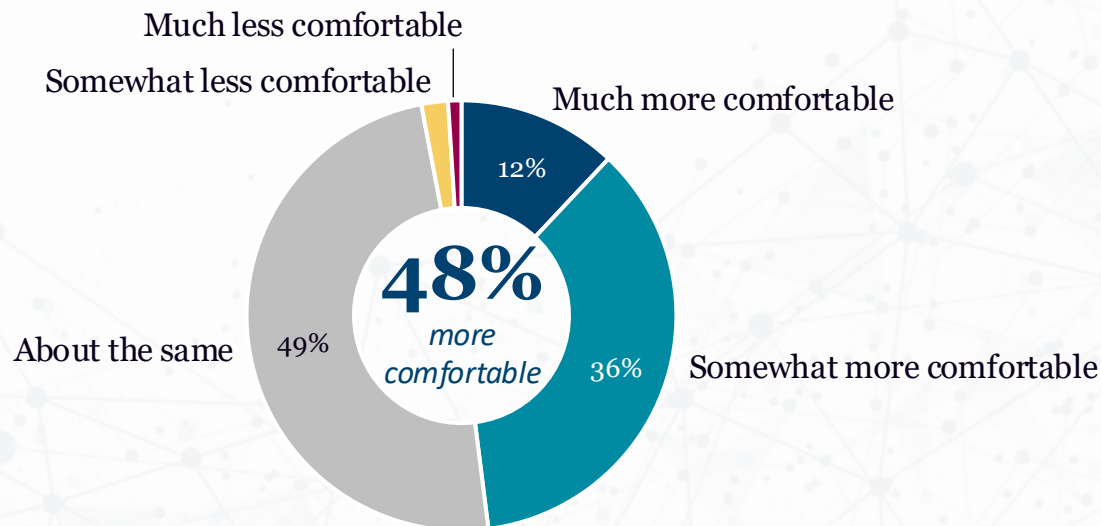
### ***Revival Impact on General Clergy Morale***



Clergy; n=249

**Nearly half of clergy reported an increased comfort in encouraging others to share their faith, indicating an impact on removing barriers to evangelization.**

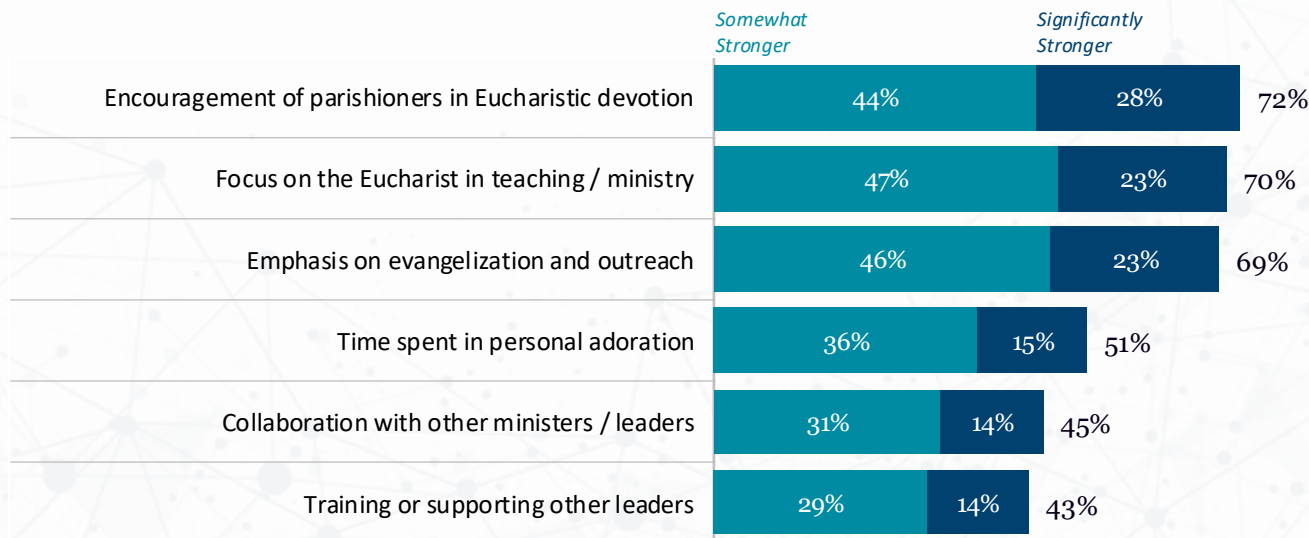
***Comfort in Encouraging Others to Share their Faith***



Clergy; n=249

# The Revival refocused clergy on the Eucharist, with a majority reporting substantive changes to their pastoral approach since 2021.

## *Changes to Ministerial Approach*

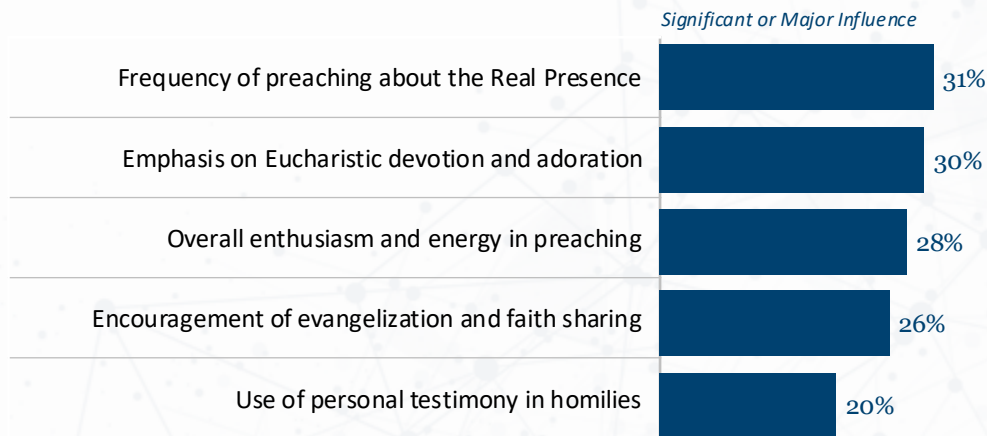
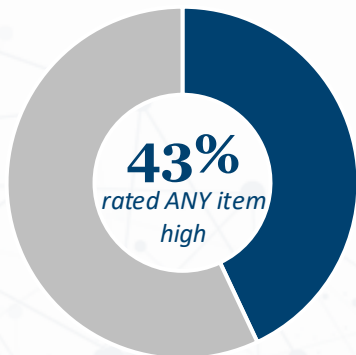


Clergy; n=249

The Revival had some direct influence on preaching about the Eucharist, with nearly one-third reporting an influence on the frequency with which they did so.

## Revival Impact on Homilies

% Indicating Revival Had a Significant or Major influence on Any Homily-related Item we Measured



***“The Revival gave me language and courage [to talk about the Eucharist] that I didn't have before.”***

***– Deacon***

Clergy; n=249

# Parish / Diocesan Impact

*Observable changes in parish communities validated clergy efforts and provided hope for continued growth beyond the Revival's official conclusion.*

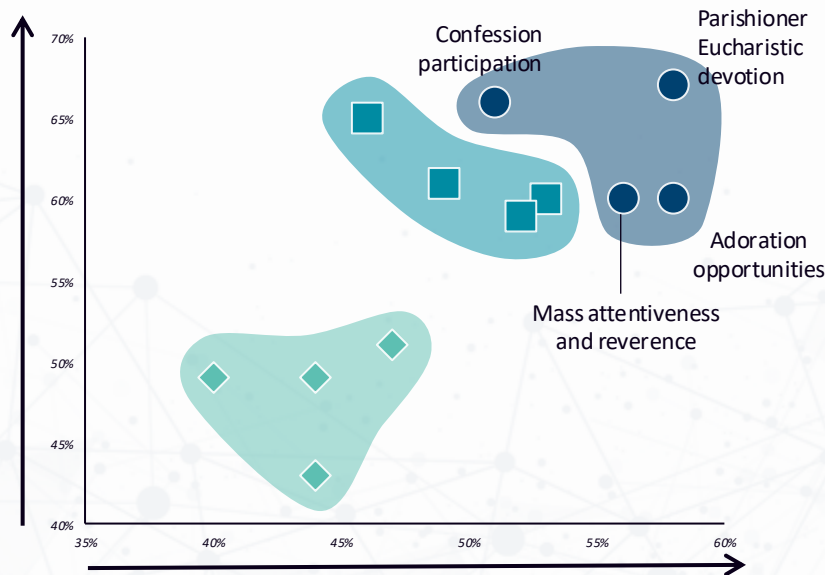
- Clergy report strong improvement in **Eucharistic devotion and sacramental life in their parish communities**, and most see the National Eucharistic Revival as a contributor to this renewal.
- The Revival's impact was strongest in areas directly tied to **Eucharistic worship and belief in the Real Presence**, with secondary gains in evangelization and community life.
- **Both national and local activities** were identified among the most fruitful Revival activities in terms of impact at the parish level.
- While the Revival efforts had the greatest impact among engaged Catholics, most reported at least some impact among **all groups of Catholics**



# Clergy report strong gains in Eucharistic devotion and sacramental life in their communities. Most see the National Eucharistic Revival as a meaningful contributor to this renewal.

## *Changes Seen Compared to 3 Years Ago and Perceived Impact of the Revival*

### Positive Changes Since 2021 [Somewhat or Significantly Increased]



**Revival Contribution**  
[Moderate, Significant, or Major Influence]

### Transformational Impact

- Parishioner **Eucharistic devotion**
- Reverence and **attentiveness during Mass**
- **Confession** participation
- **Eucharistic adoration** opportunities

### Significant Factor

- Parish community spirit
- **Mass attendance** levels
- **Evangelization** efforts and outreach
- Adult faith formation and catechesis

### Notable Influence

- Youth and family engagement
- **Confession** availability
- Expansion of parish ministries
- **Service** and charity projects

Clergy; n=249

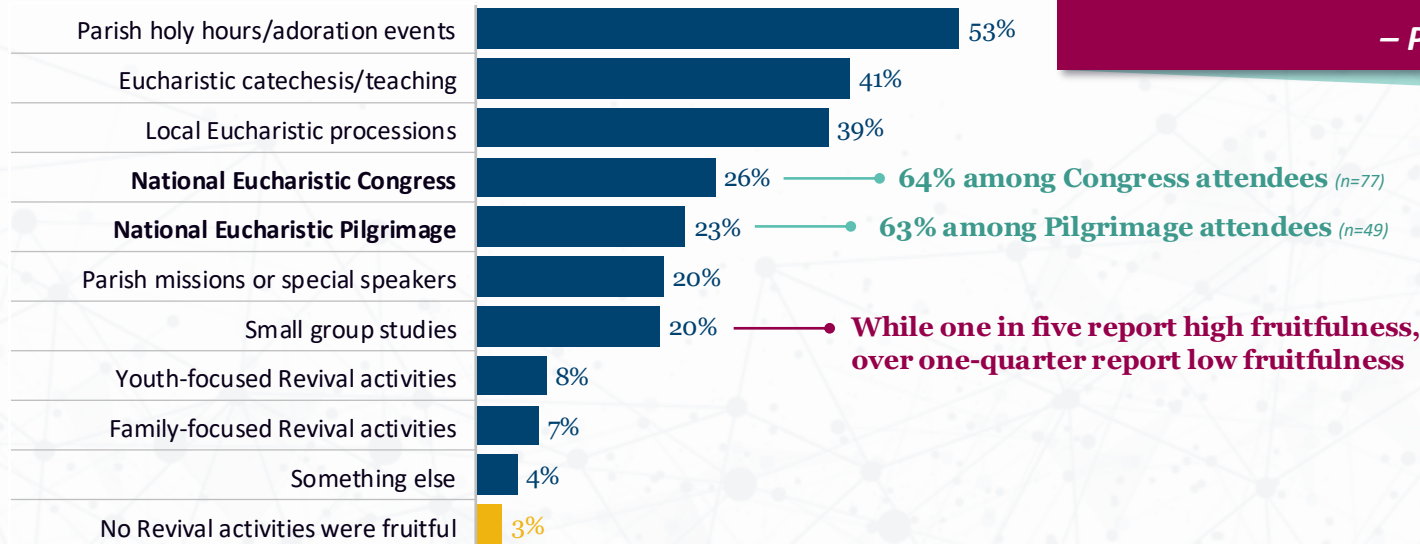
Q09. Compared to three years ago, how would you describe changes in your parish/diocese in the following areas? (1-5, sig. decreased to sig. increased)

Q10. To what extent do you believe the National Eucharistic Revival contributed to any positive changes you've observed? (no, small, moderate, significant, major)

National events such as the Congress (64%) and Pilgrimage (63%) delivered deep impact for attendees, while emphasis on Eucharistic adoration and local processions were seen as the most fruitful of Revival activities.

## Most Fruitful Revival Activities

(% selecting as most fruitful)



*“Our adoration chapel is still full months after the big events.”*

– Pastor

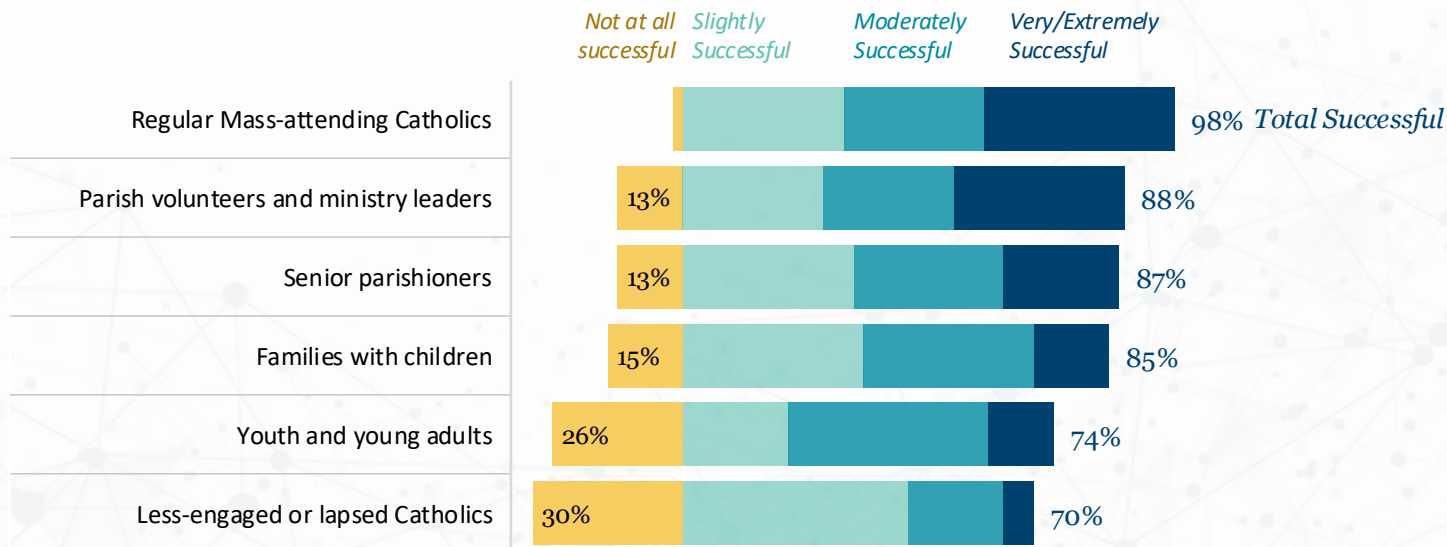
Clergy; n=249

Q14. Which Eucharistic Revival activities were MOST fruitful in your parish/diocese? (select up to 3)

Q15. Which Eucharistic Revival activities were LEAST fruitful in your parish/diocese? (select up to 3)

# While the Revival was most effective at engaging the most active Catholics, its reach was seen across the spectrum of Catholics.

## Audience Engagement (according to *Clergy POINT PERSONS*)



Clergy Point Persons; n=47

# Ecclesial Segment

## *Lay Point Persons*

---

## Ecclesial Segment

---

### Lay Point Persons

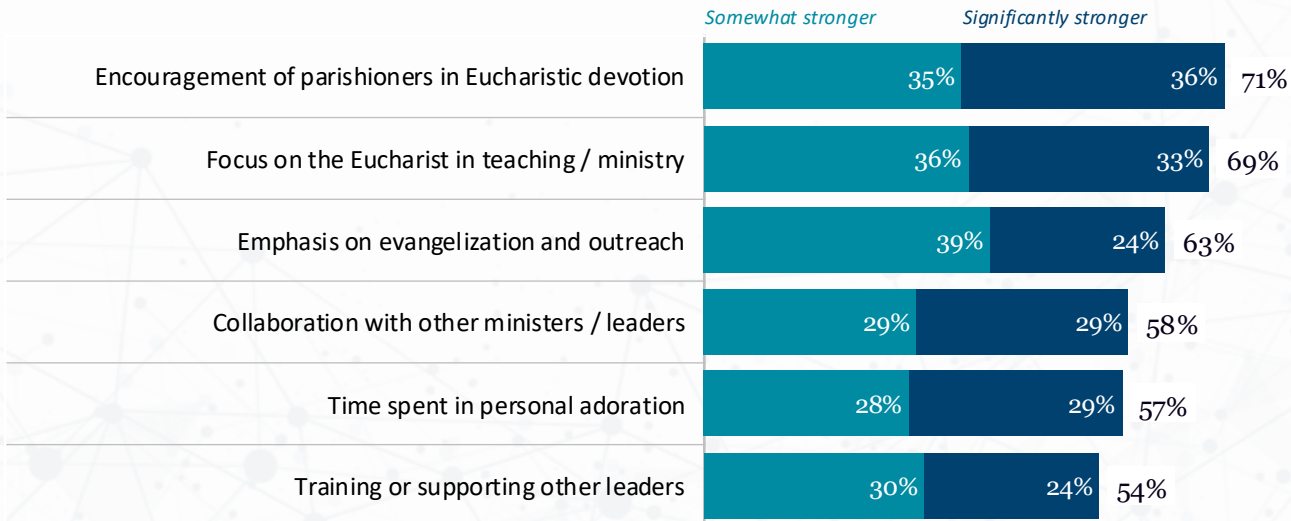
# Personal Impact

*Leading Revival activities deepened the personal faith of Point Persons as well, while building their capacity as evangelizers and catechists.*

- Non-Clergy Point Persons experienced significant **personal spiritual growth** through their involvement in the Revival.
- Staff Point Persons reported changes to their **ministerial approach**, indicating the Revival influenced their professional practices beyond event coordination.
- Both staff and parishioner Point Persons demonstrated high levels of **personal investment**, participating as both organizers and disciples.

**Staff Point Persons reported significant changes to their ministerial approach since 2021, indicating the Revival influenced their professional practices beyond event coordination.**

### *Changes to Ministerial Approach*

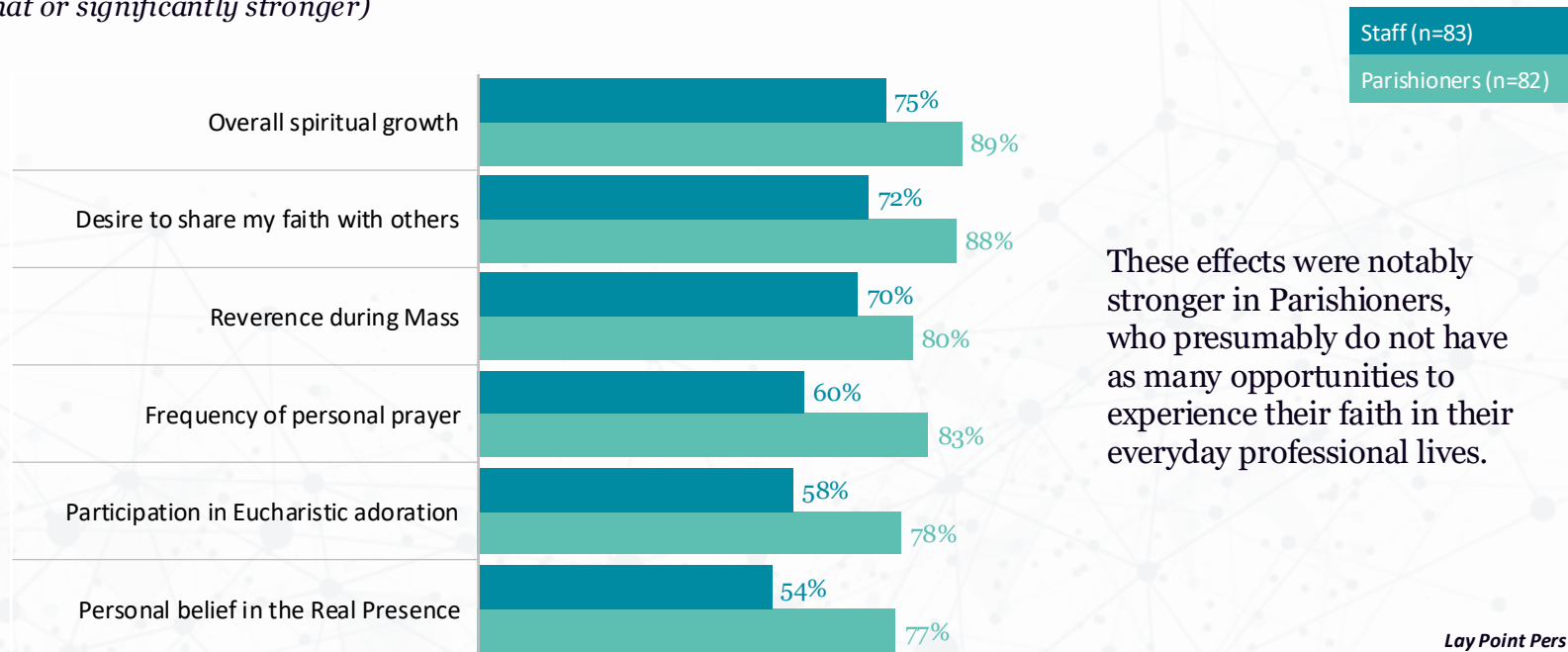


Staff Point Persons; n=83

# Both staff and parishioner Point Persons experienced significant growth in personal spirituality and Eucharistic devotion.

## ***Growth in Personal Spirituality***

*(somewhat or significantly stronger)*



**Lay Point Persons; n=165**  
Staff Point Persons; n=83  
Parishioner Point Persons; n=82



## Ecclesial Segment

### *Lay Point Persons*

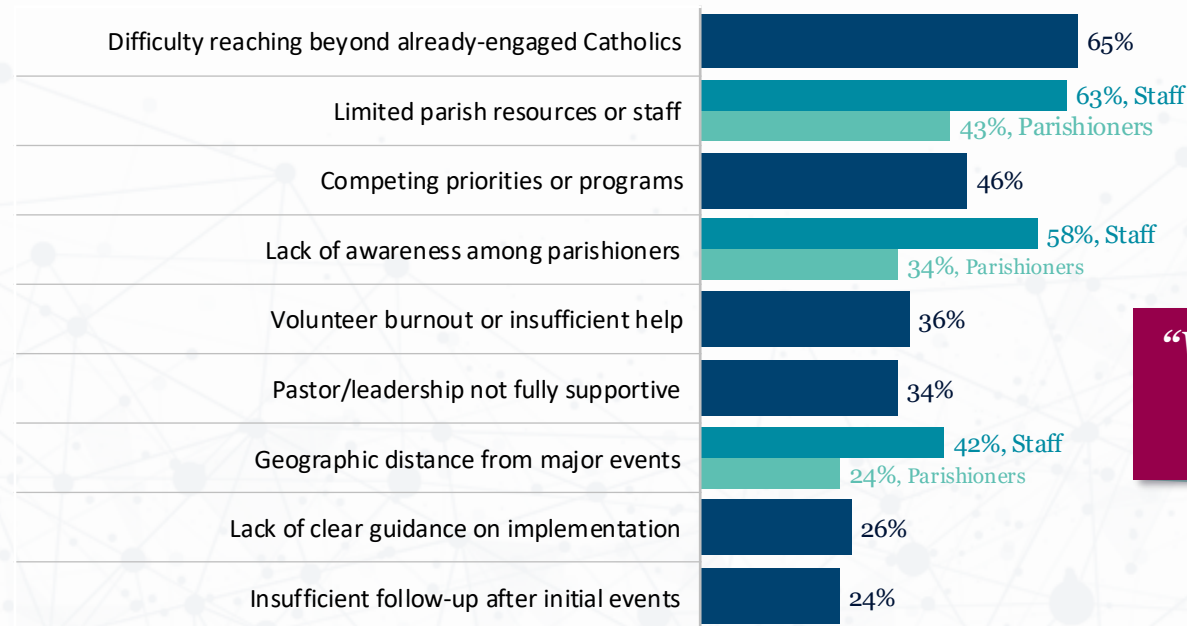
# Challenges

*Addressing capacity constraints and providing clearer guidance will be essential for future initiatives to achieve broader and more sustainable impact.*

- As with priests and deacons, Point Persons also experienced two key obstacles: **external barriers and internal constraints**.
- Staff cited **resource limitations and time constraints** at higher rates (63% and 58%), while parishioners more often mentioned **lack of awareness among target audiences** (51%).
- The burden of local implementation fell heavily on volunteers and part-time staff, who often felt they lacked institutional support for sustainable programming.

# Reaching beyond already-engaged Catholics was the most often cited challenge of the Revival, followed by limited resources and staff.

## *Challenges Limiting Revival Impact*



These findings are very similar to what was observed among the Clergy respondents.

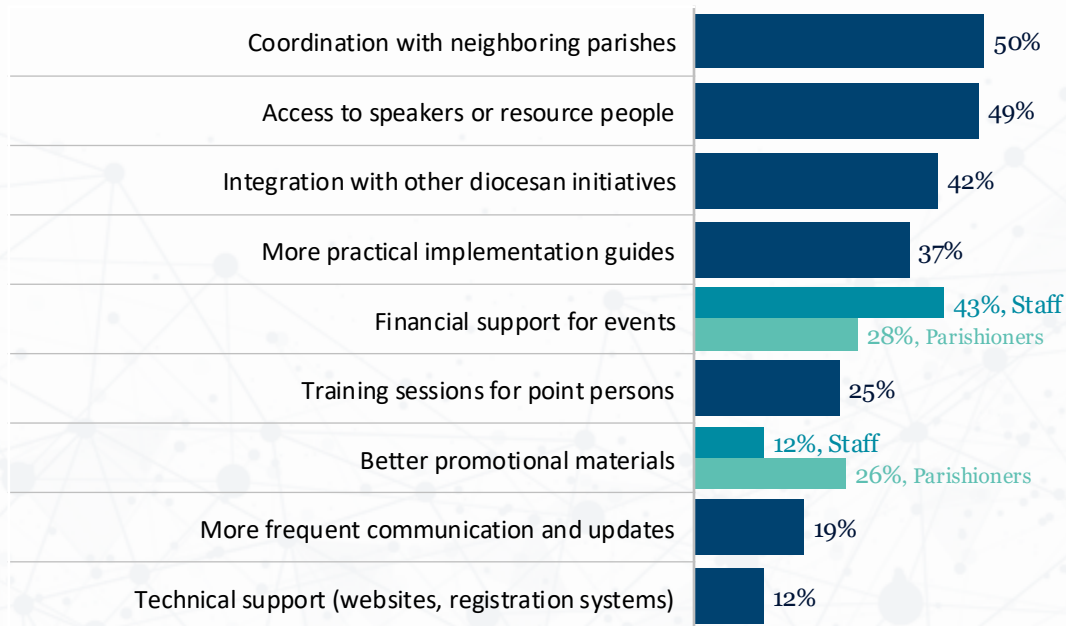
***“We can't keep adding programs without more help.”***

***– Parish Point Person, Parish Staff***

Lay Point Persons; n=165  
Staff Point Persons; n=83  
Parishioner Point Persons; n=82

# Point Persons identified a number of practical support items to make their work more sustainable and effective.

## *Point Persons' Desired Support from the USCCB / Diocese*



These findings are very similar to what was observed among the Clergy respondents.

*Lay Point Persons; n=165*  
*Staff Point Persons; n=83*  
*Parishioner Point Persons; n=82*

# Summary

---

**The Revival had a profoundly positive and lasting impact on the ecclesial segment. While challenges exist, these can be overcome with careful planning, should another event be considered for the future.**

### **Impact**

#### **PERSONAL RENEWAL**

- More personally encouraged (morale boost)
- More comfortable focusing on evangelizing
- Significant Point Person faith growth

#### **PARISH CHANGES**

- Strong gains in Eucharistic devotion
- Increased adoration participation
- More reverent Mass attendance

#### **MOST FRUITFUL**

- Large national events  
(Congress and Pilgrimage)
- Local processions and adoration

### **Challenges**

#### **EXTERNAL OBSTACLES**

- Reaching beyond engaged Catholics
- Raising awareness across parishioners
- Apathy among some target audiences

#### **INTERNAL CONSTRAINTS**

- Limited time/resources
- Unclear parish coordination
- Capacity for sustained programs

#### **SUSTAINABILITY RISK**

- Leadership burnout without more support from organization

# LAY CATHOLICS

---

# The lay Catholic sample was segmented into 3 groups for analysis, based on level of participation in Revival activities

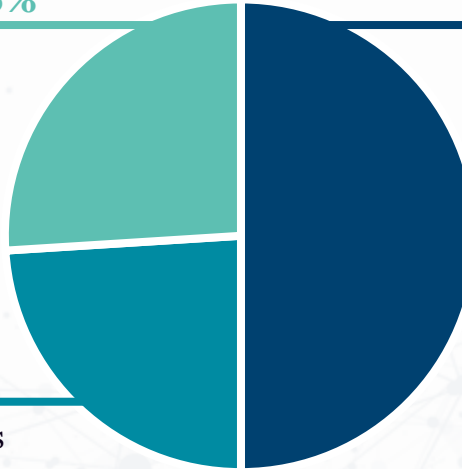
## *Composition of Lay Catholic Sample*

### Non-Participating Contacts – 26%

- Did NOT actively participate in any Revival activities
- Most came from the USCCB's newsletter (HRN) distribution list; they were aware and connected, just not involved

### Local Participants – 24%

- Participated in local Revival activities such as local processions, small groups, and Revival-specific holy hours
- Did NOT participate in either national event



### National Participants – 50%

- Participated in either national Revival event (National Eucharistic Congress / National Eucharistic Pilgrimage) or both
- Mix of participation in local events in addition to national events

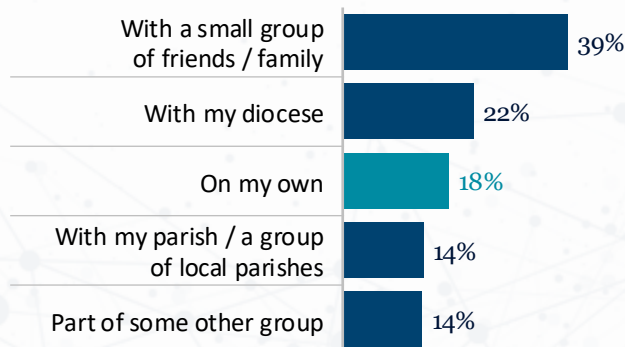
*Lay Catholics; n=1,758*  
*National Participants; n=874*  
*Local Participants; n=425*  
*Contacts; n=459*



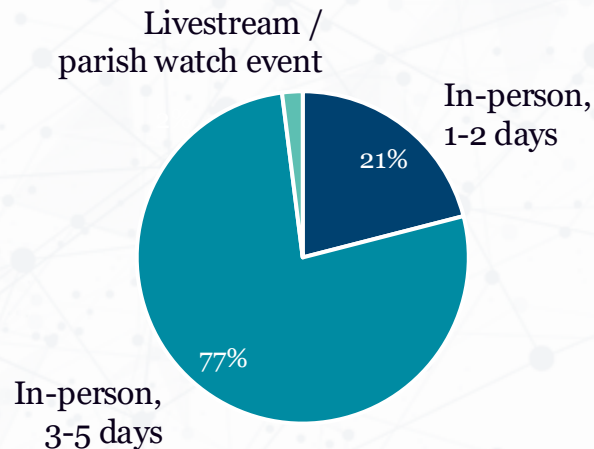
Over three-quarters of Congress attendees attended in-person and for most of the event, if not all. Most came to Congress as part of organized groups; only one in five attended alone.

### *Congress Participation Details: How They Attended and Who They Attended With*

#### Who They Attended With



#### Method of Attending Congress



Lay Catholic Congress Attendees; n=755

# Faith Impact

---

# Changes in the Faith Experience

*WHAT we measured:*



***Frequency*** of participation in various faith activities



***Importance*** of faith activities to them personally



***Conviction*** of beliefs and comfort evangelizing



***Understanding*** of beliefs and awareness of knowledge

# Changes in the Faith Experience

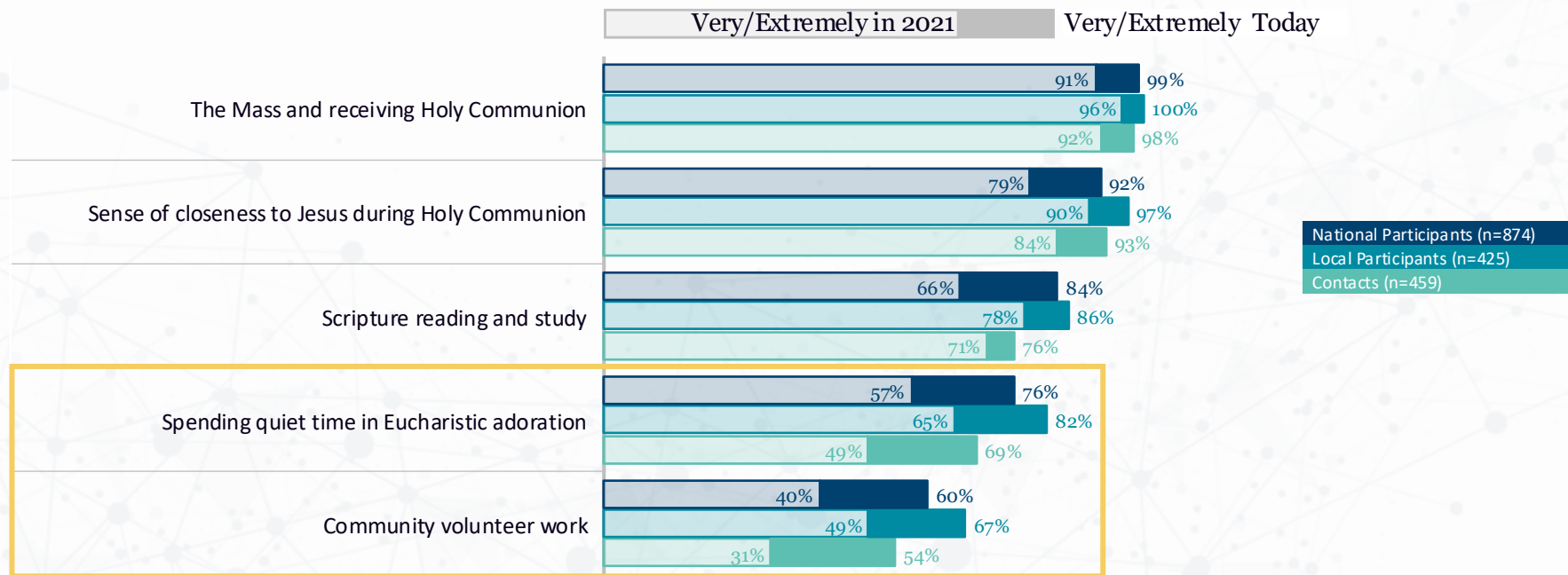
## ***HOW we measured:***

For all categories, we asked them to rate each item twice using a 5-point scale; (1) as it is today and (2) in 2021, post-COVID. For each scale, we combine the “Top 2” scores for reporting (in bold below):

- **Frequency:** *Never – Rarely – Sometimes – Often – Very often*
- **Importance:** *Not – Slightly – Moderately – Very – Extremely*
- **Conviction:** *Not at all – A little – Somewhat – Quite a lot – Completely*
- **Understanding:** *Very limited – Basic – Good – Strong – Expert*

# The greatest growth in importance was observed in volunteering and spending time in Eucharistic adoration.

## *Change in Importance of Faith-Related Activities Over Last 3 Years*



\* "Personal prayer" was already very high for all segments, so it is not included here.

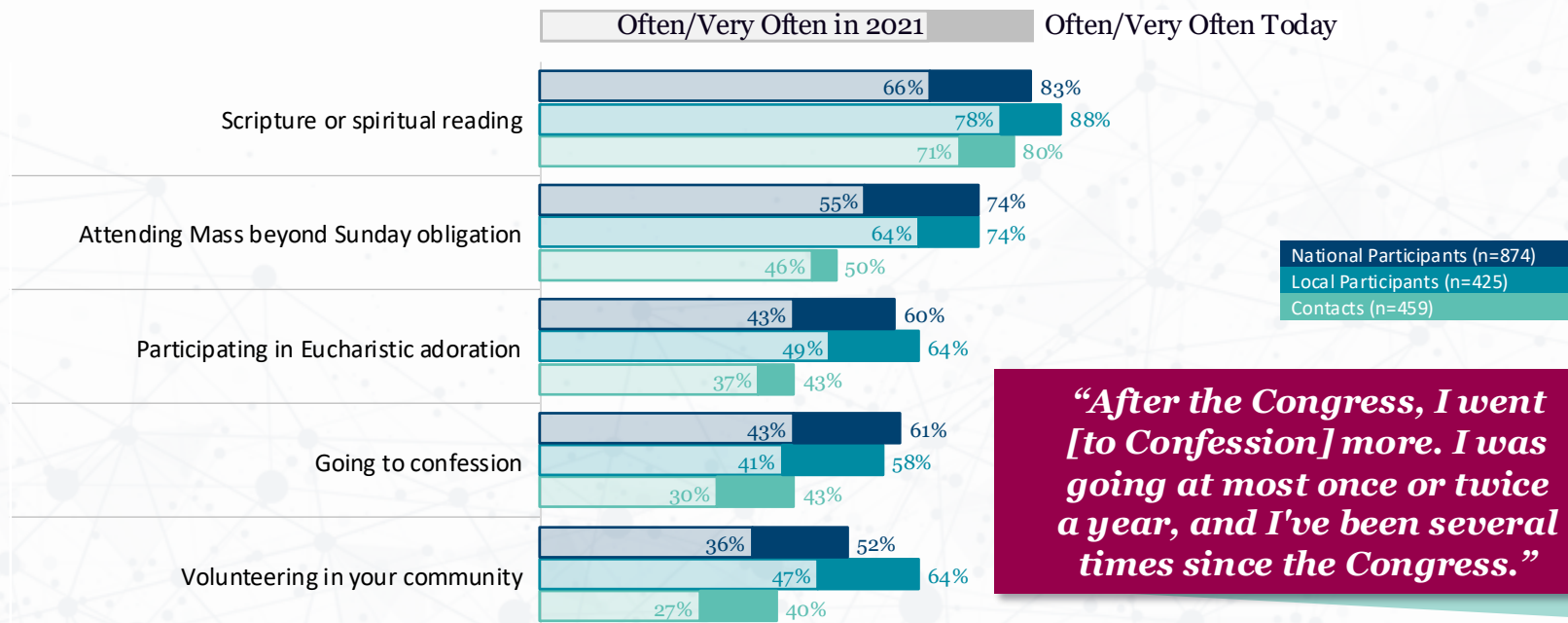
Q27. Please tell us how important each of these are in your life today.

Q31. Thinking back to around then, how important were each of these in your life at that time?

Importance Scale: Not – Slightly – Moderately – Very – Extremely

# Faith-related activities all showed significant increases since 2021. Volunteering had the greatest net increase.

## Change in Frequency of Faith-Related Activities Over Last 4 Years



*“After the Congress, I went [to Confession] more. I was going at most once or twice a year, and I’ve been several times since the Congress.”*

\* “Personal prayer” was already very high for all segments, so it is not included here.

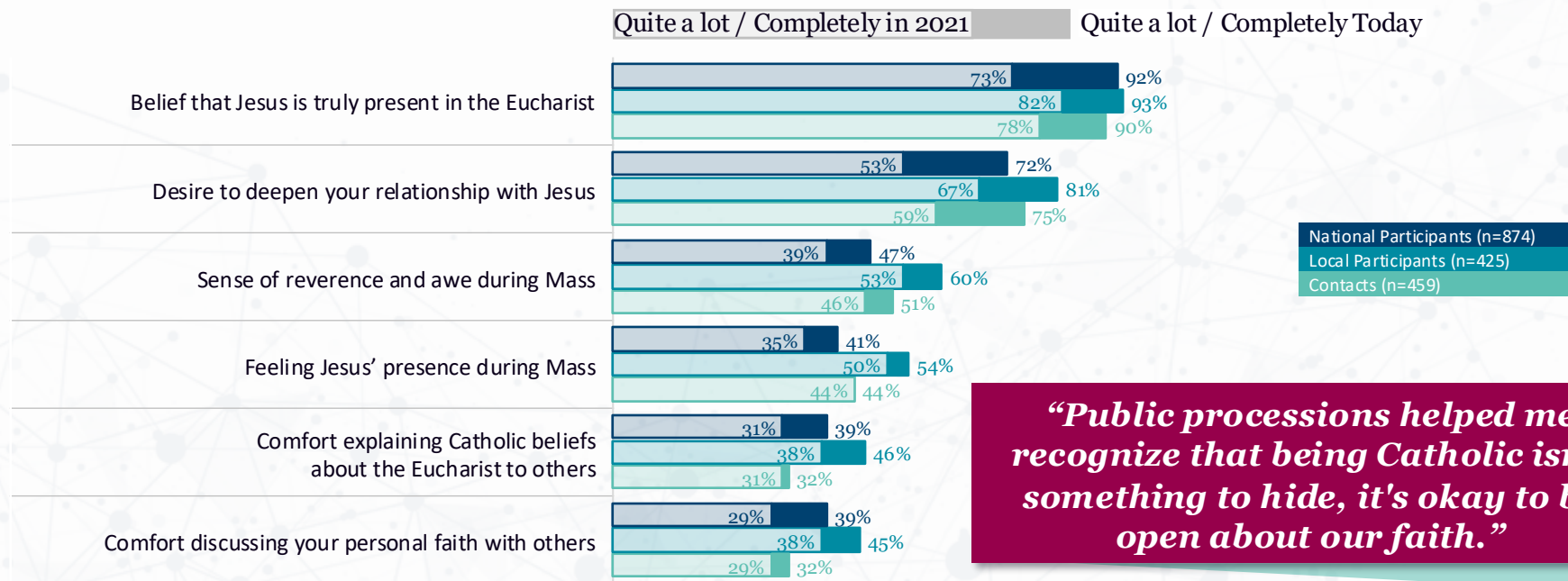
Q29. How often do you currently engage in the following activities?

Q33. Still thinking back to around 2021, how often did you engage in these activities back then?

Frequency Scale: Never – Rarely – Sometimes – Often – Very often

# Lay Catholics reported stronger conviction in their faith, with strengthened core beliefs and more comfort evangelizing.

## *Change in Conviction of Belief Over Last 3 Years*



Q30. How would you describe your current level of belief or feelings in each of the following areas today?

Q34. How would you describe your level of belief or feelings in each of the following areas in 2021?

Conviction Scale: Not at all – A little – Somewhat – Quite a lot – Completely



# Changes in the Faith Experience

***The Revival contributed to strong growth in all areas measured, including among those who were already strong in their faith***

- Lay Catholics report substantial growth across multiple dimensions of faith life: increased participation in activities, greater importance placed on faith elements, stronger conviction in Catholic teachings, and deeper understanding of Church doctrine.
- Growth was not limited to one area: participants experienced holistic development, suggesting the Revival touched head (understanding), heart (conviction of belief), hands (participation), and priorities (importance).
- National Participants (those who attended the Pilgrimage or Congress) reported this growth at an even greater level; it is clear that national events were greatly impactful.

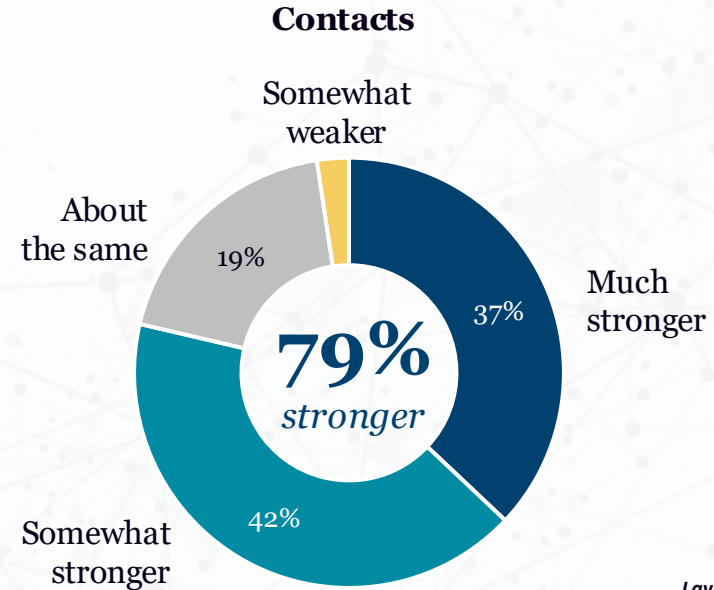
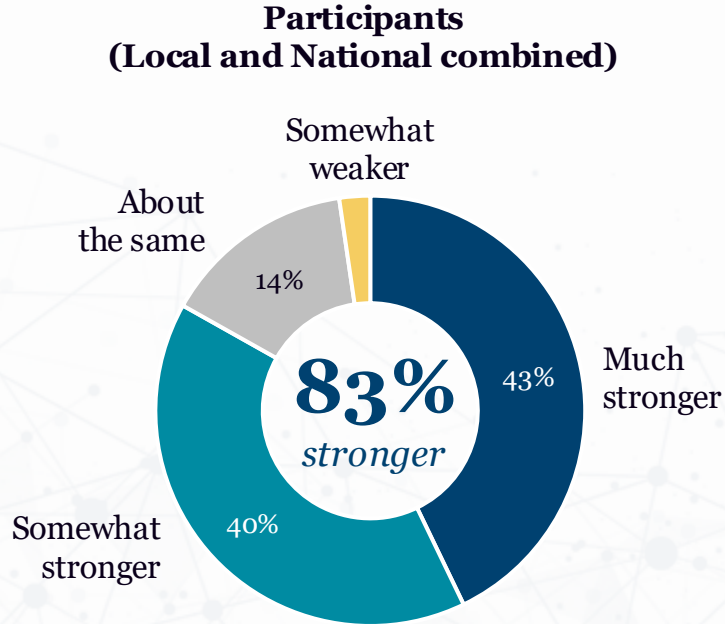
# Other Changes Since 2021

*The data suggests the Revival contributed to a holistic deepening of Catholic faith and practice, not just increased awareness of Eucharistic teaching.*

- Lay Catholics report substantial growth across all measured dimensions of faith life since 2021, with particularly strong gains in Eucharistic devotion and sacramental participation.
- Changes were not limited to knowledge or beliefs: Lay Catholics also report behavioral changes, including increased frequency of prayer, adoration, and confession.
- Lay Catholics attribute these changes to multiple factors, with the Revival standing out as a significant influence alongside personal experiences and parish initiatives.

The vast majority of Lay Catholics describe their overall level of faith as stronger now than in 2021, with more than one-third reporting it is "much stronger" rather than just "somewhat stronger."

### *Overall Level of Faith, Compared to 2021*



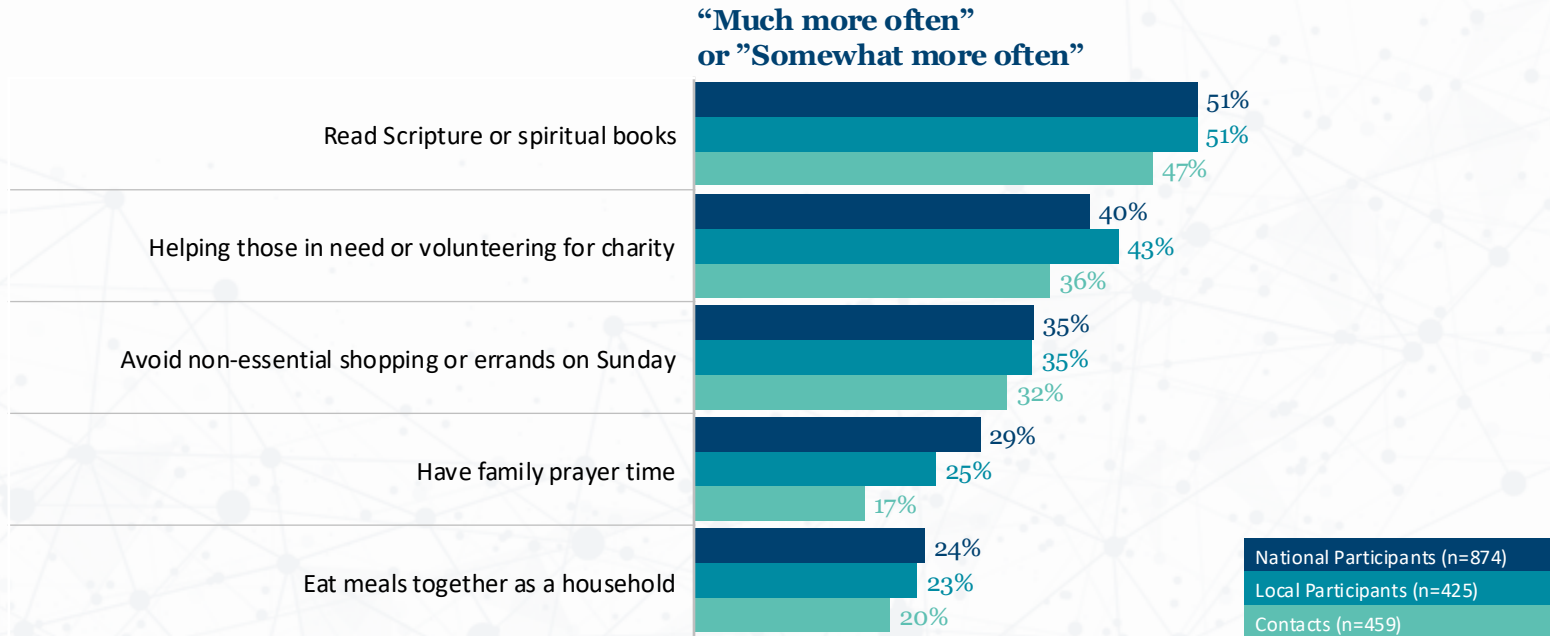
*Lay Catholics; n=1,758*

*Participants; n=1,299*

*Contacts; n=459*

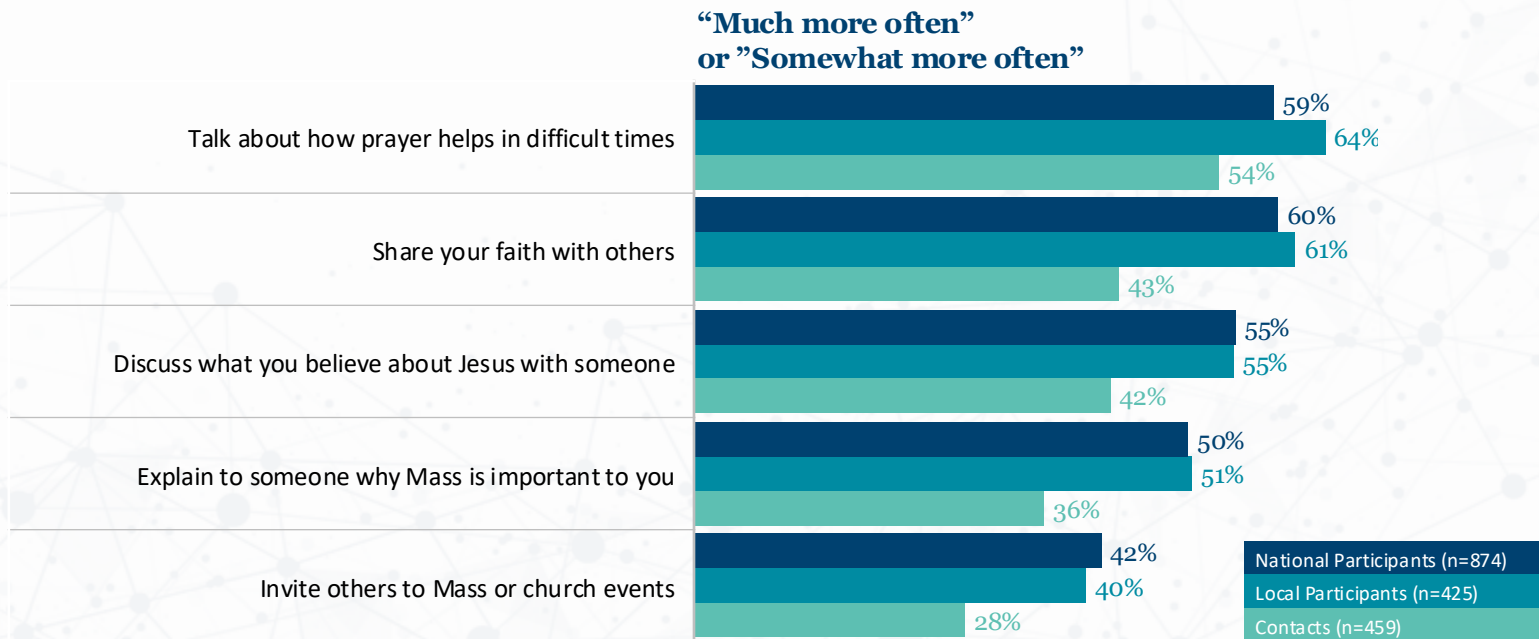
**When asked to directly compare their current practices to 2021, Lay Catholics overwhelmingly report praying more, attending adoration more frequently, and going to confession more often.**

***Frequency of Faith-Related Activities, Compared to 2021***



**Evangelization activities (sharing faith with others, inviting people to church, and discussing the Eucharist) greatly increased since 2021. This increase was more prevalent among Revival participants.**

***Frequency of Evangelization Activities, Compared to 2021***



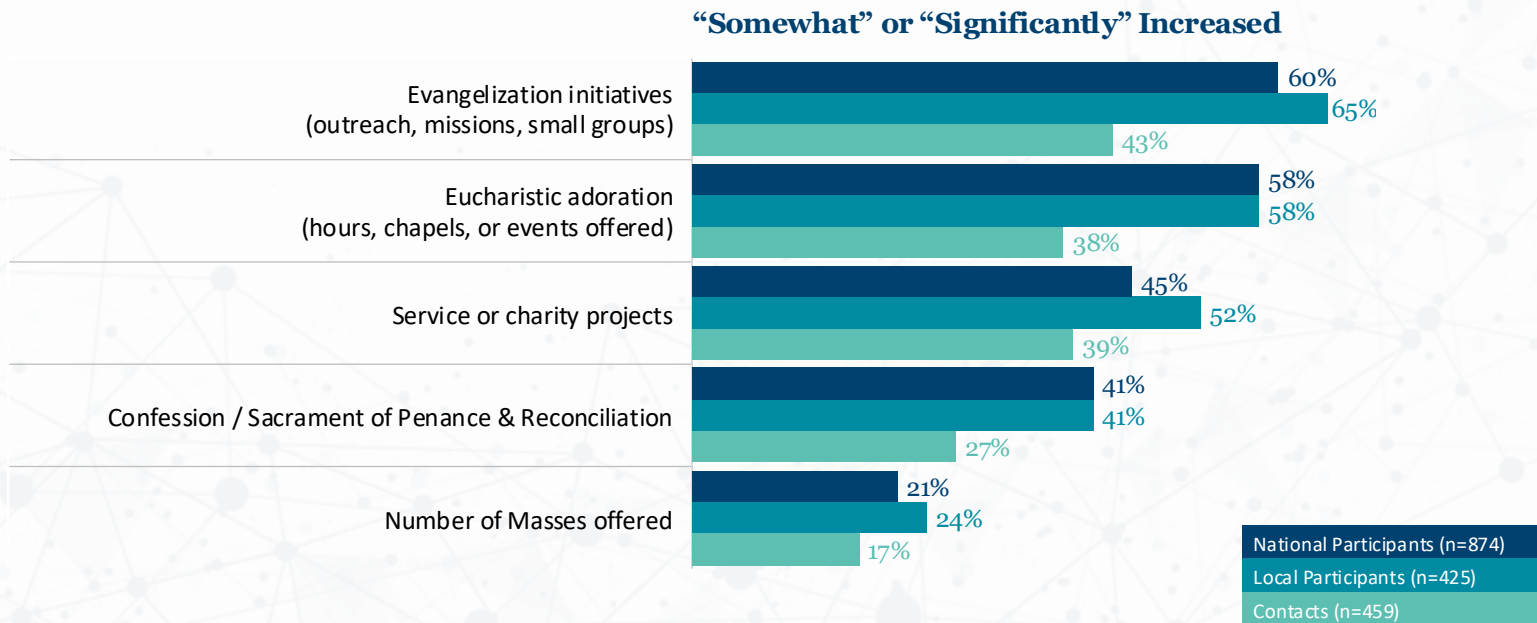
# Perceived Changes

*From a parish community perspective, Revival participants reported an increase in:*

- Faith activity opportunities offered
- Attendance at faith-related activities
- Preaching and catechesis topics

# Lay Catholics report that their parishes and dioceses now offer more opportunities to participate in evangelization initiatives and Eucharistic adoration.

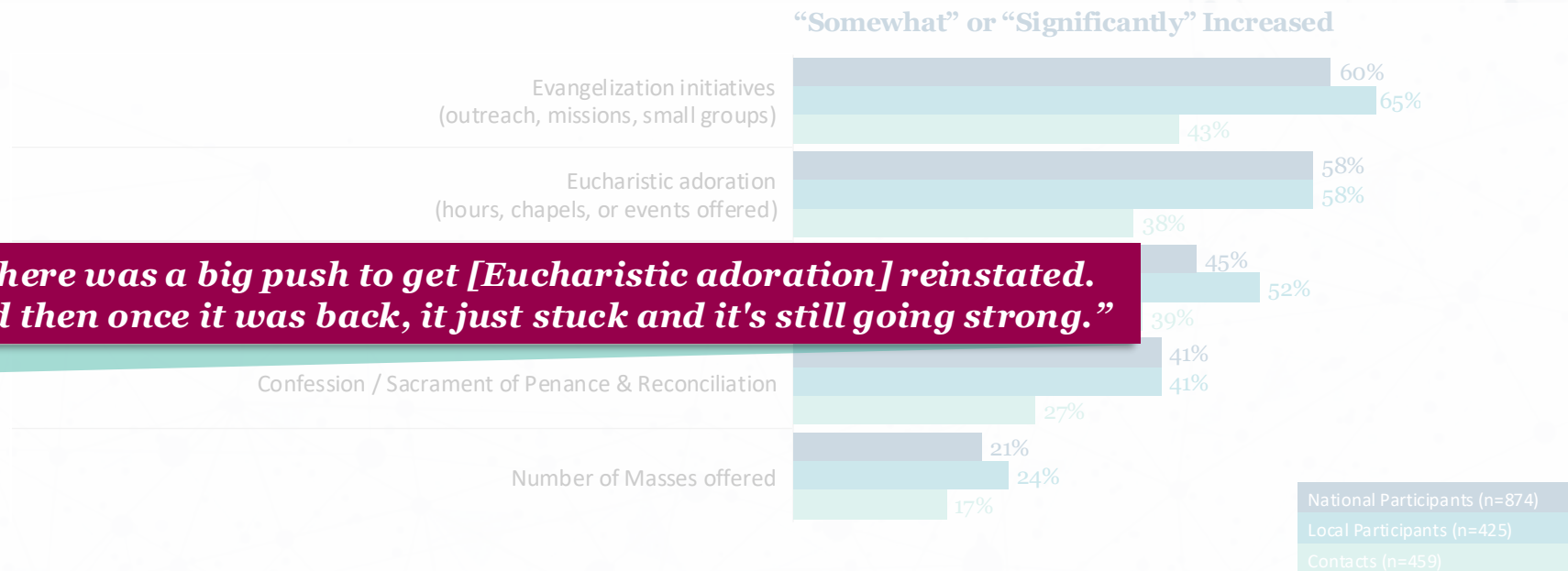
## *Availability of Faith Activity Opportunities, Compared to 2021*





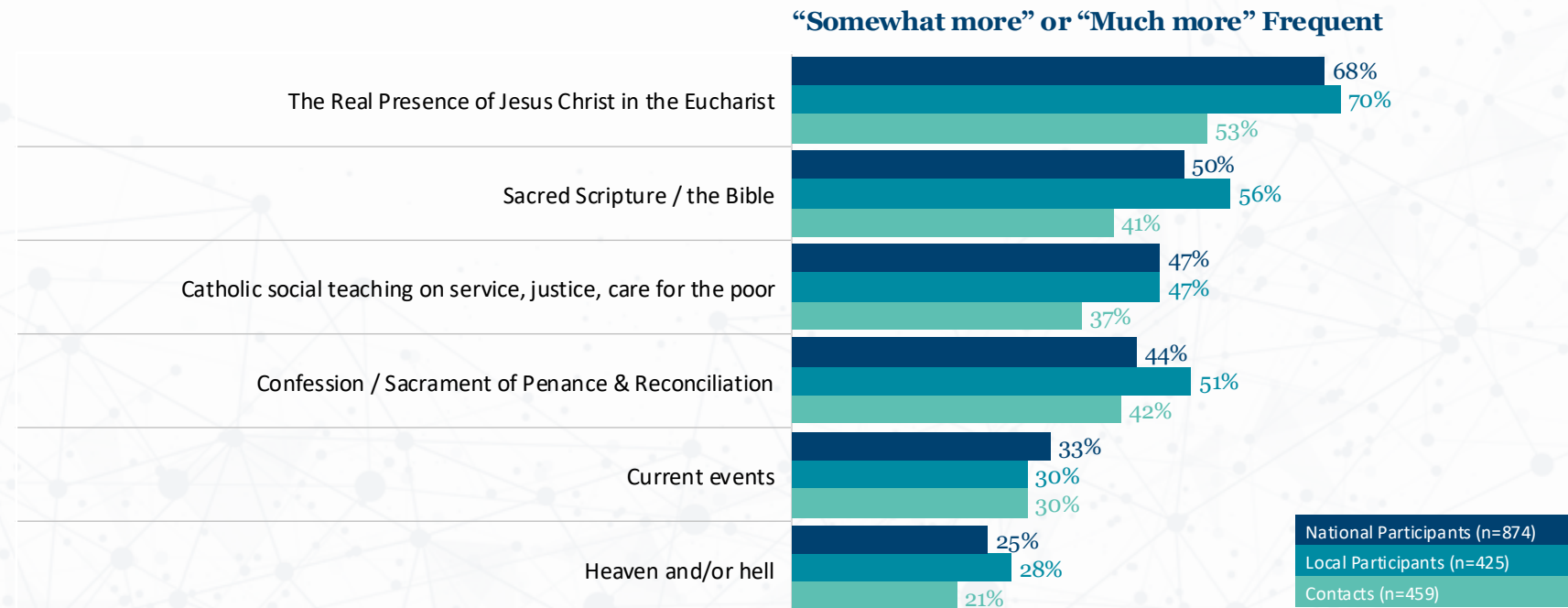
# Lay Catholics report that their parishes and dioceses now offer more opportunities to participate in evangelization initiatives and Eucharistic adoration.

## Availability of Faith Activity Opportunities, Compared to 2021



# Lay Catholics noticed a significant increase in the frequency of preaching and catechesis on Jesus' Real Presence in the Eucharist.

## *Preaching and Catechesis Topics, Compared to 2021*



# Personal Impact of the Revival

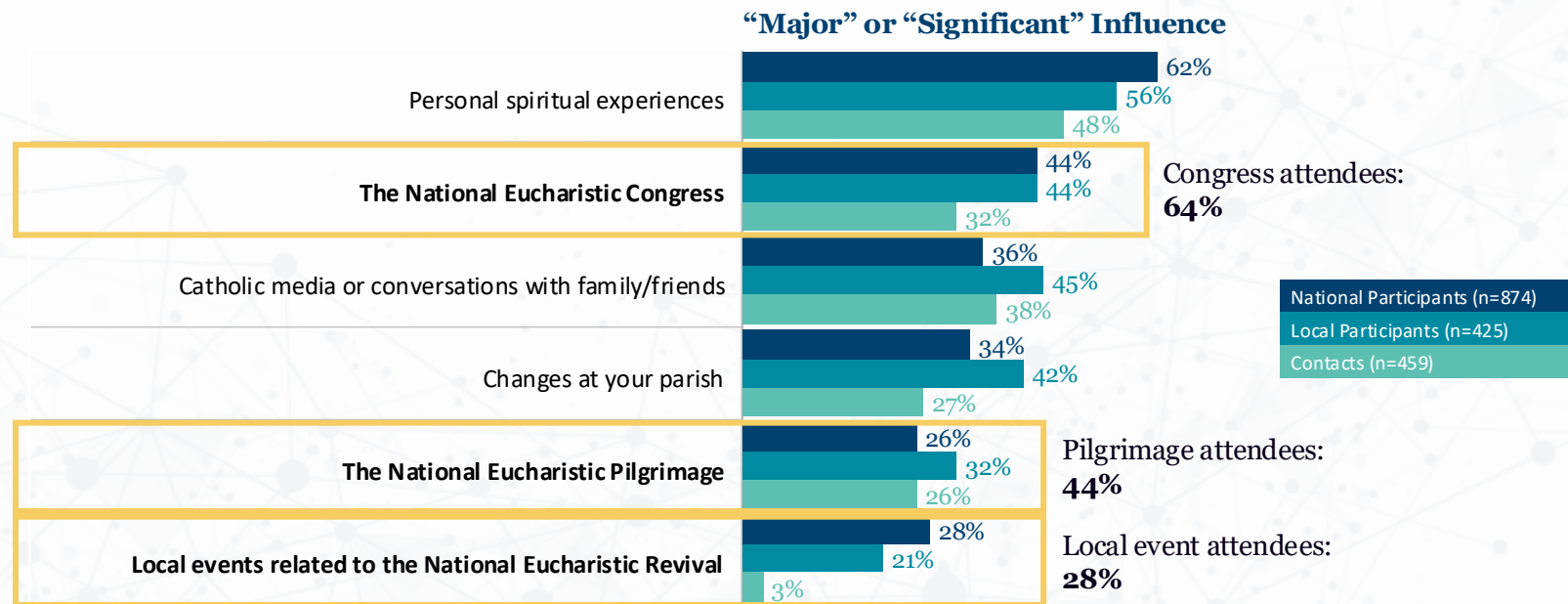
*The Eucharistic Revival amplified and accelerated Catholics' existing spiritual journeys.*

- Participants attribute their general faith growth to multiple influences, with the National Eucharistic Congress and local Revival activities ranking as the most impactful factors.
- While major national events (Congress, Pilgrimage) had great personal impact, even those who did not attend and participated in other ways were positively influenced by local Revival activities.

# Nearly half of participants reported that the Congress had a “Significant” or “Major” influence on general life changes.

## *Faith Events that Influenced General Life Changes*

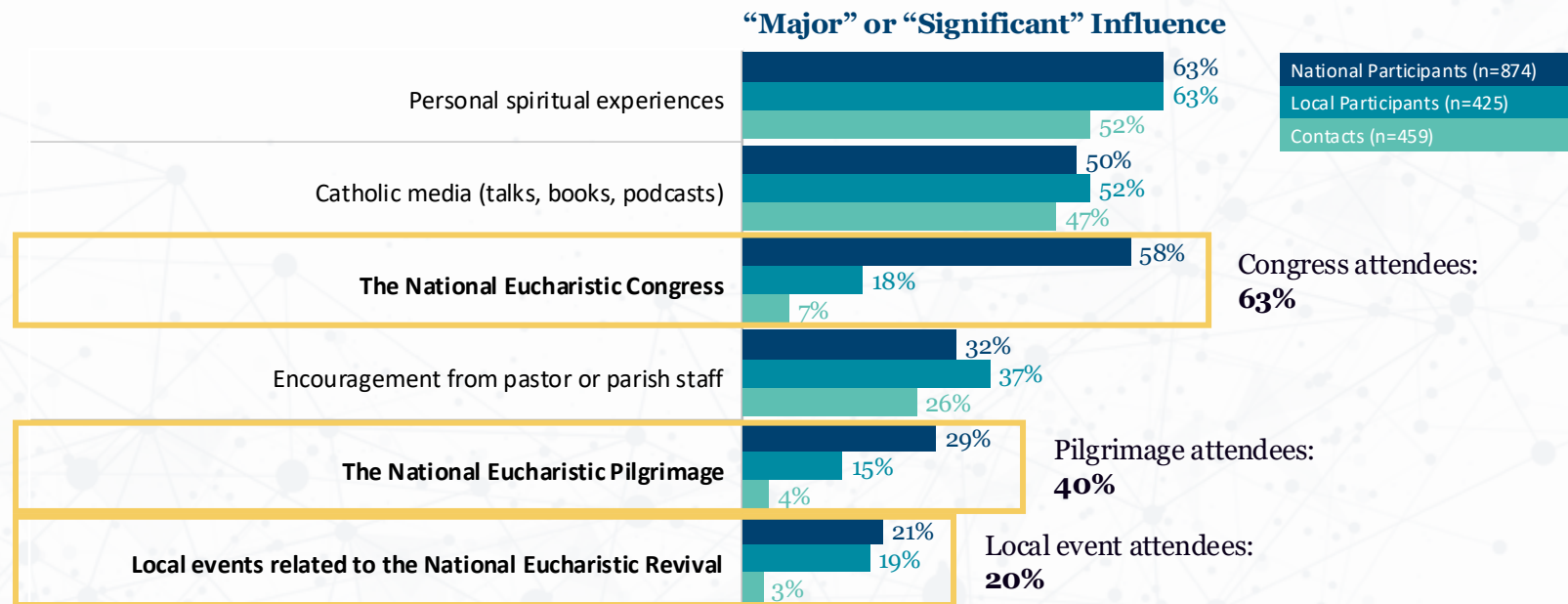
*“Major influence” or “Significant influence”*



Similarly, nearly half of Participants reported the same level of influence on positive faith life changes.

### ***Faith Events that Influenced Positive Faith Life Changes***

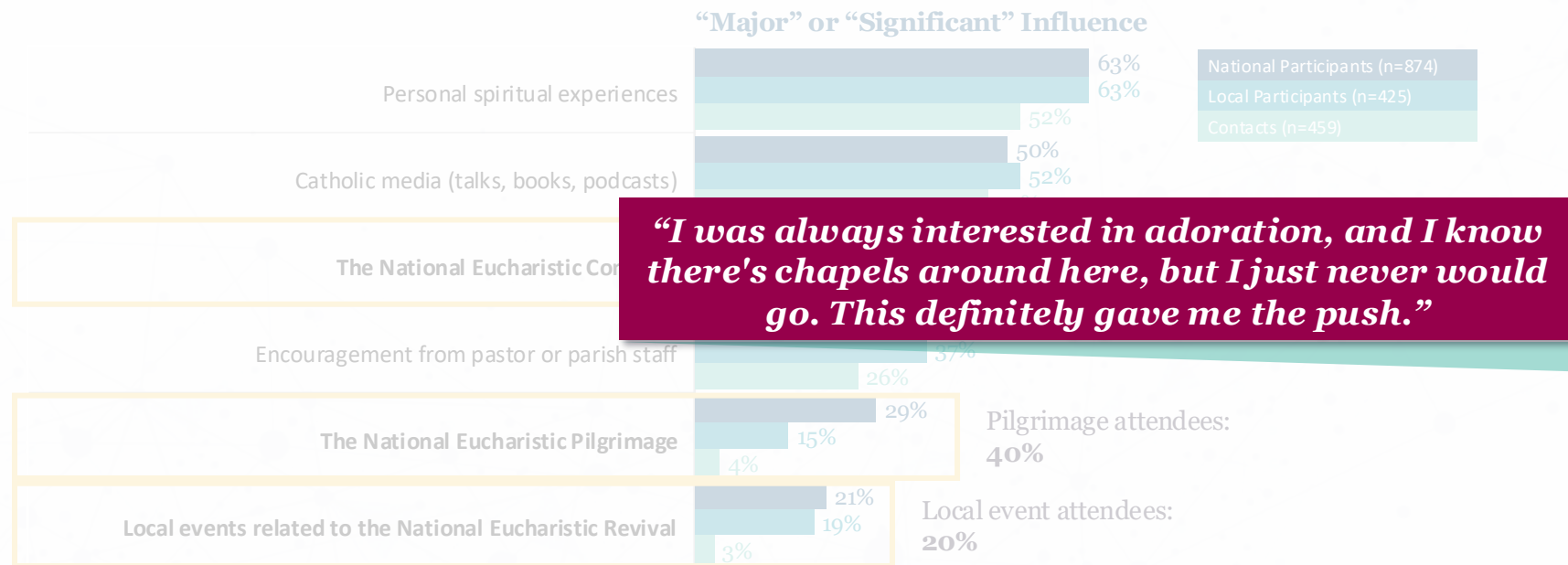
*“Major influence” or “Significant influence”*



Similarly, nearly half of Participants reported the same level of influence on positive faith life changes.

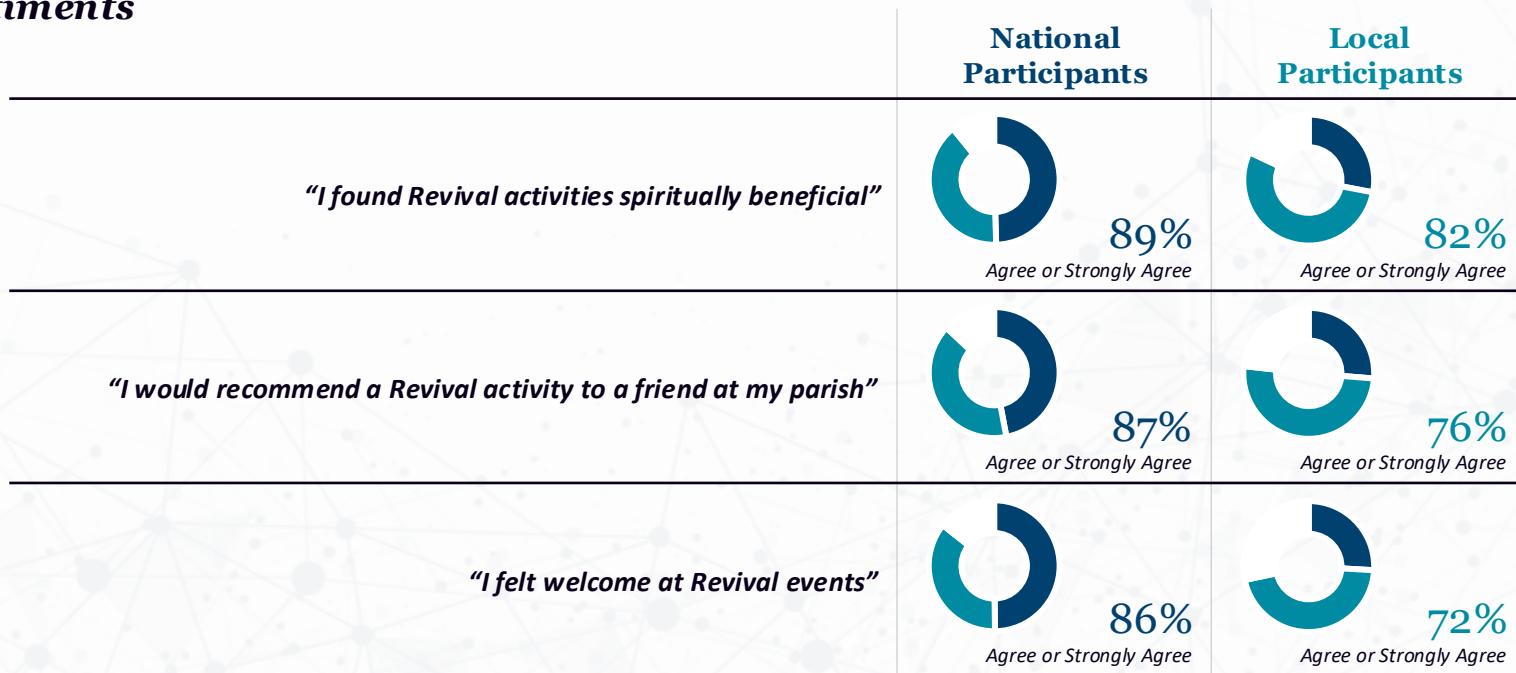
## ***Faith Events that Influenced Positive Faith Life Changes***

*“Major influence” or “Significant influence”*



The Revival succeeded at curating a welcoming space that was well-received by those who participated. While all participants reflected this, National Participants more strongly agreed with these sentiments.

## Sentiments



National Participants; n=874

Local Participants; n=425



The Revival succeeded at curating a welcoming space that was well-received by those who participated. While all participants reflected this, National Participants more strongly agreed with these sentiments.

## Sentiments



National Participants; n=874

Local Participants; n=425

# Concluding Thoughts

***One year after the major events, it is clear that the Revival had very positive outcomes:***

- It fostered personal renewal and confidence among those leading and supporting the Revival, strengthening morale, Eucharistic focus, and comfort evangelizing
- That renewal translated into parish-level impact, with increased engagement in prayer, Eucharistic adoration, confession, and service across communities
- The effects extended beyond internal Church leadership: evangelization activity grew more broadly, strongest among national event participants but evident well beyond that group

***The evidence suggests that a future Revival could bear similar fruit and, with clear support and capacity, potentially expand its reach further.***

*Additional Slides not included in  
Webinar Presentation*

## **Ecclesial Segment**

---

**Tangible, communal experiences (such as Eucharistic adoration and processions) took priority over educational or digital Revival activities.**

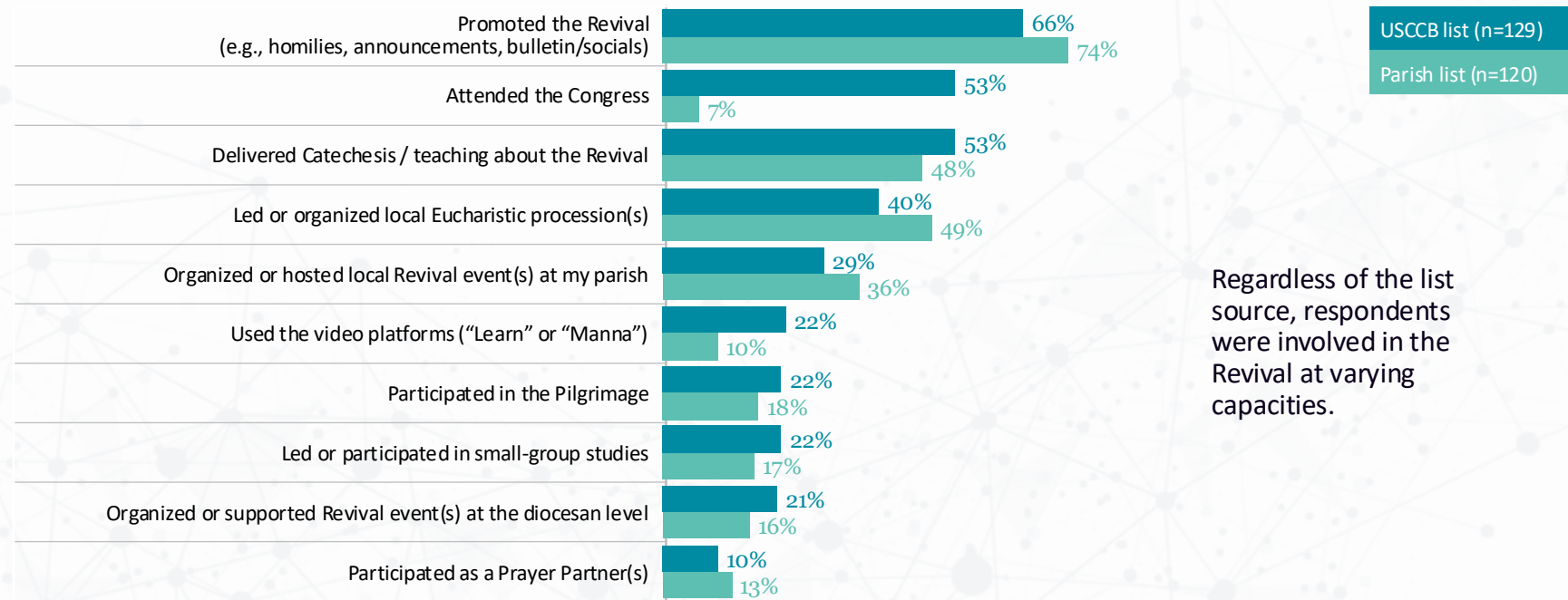
### *Parish / Diocesan Involvement in the Revival*



Ordained; n=249

**Clergy engaged with the Revival both in their official capacities and as participants, attending events, organizing activities, and personally taking part in Revival programming.**

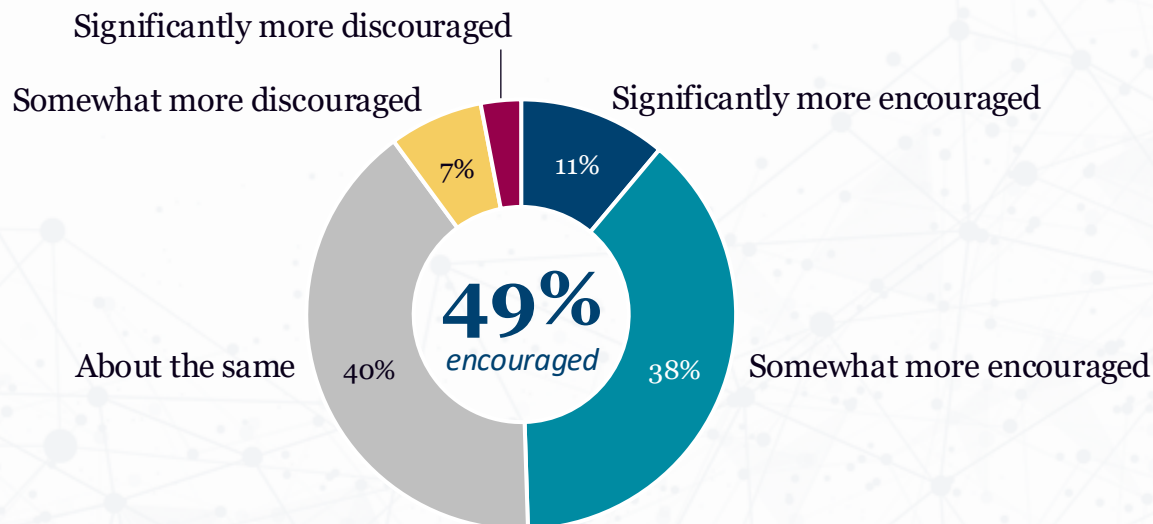
### ***Personal Involvement in the Revival***



Regardless of the list source, respondents were involved in the Revival at varying capacities.

**Nearly half of clergy (49%) report feeling more encouraged since the Revival began, suggesting the Revival provided a meaningful morale boost.**

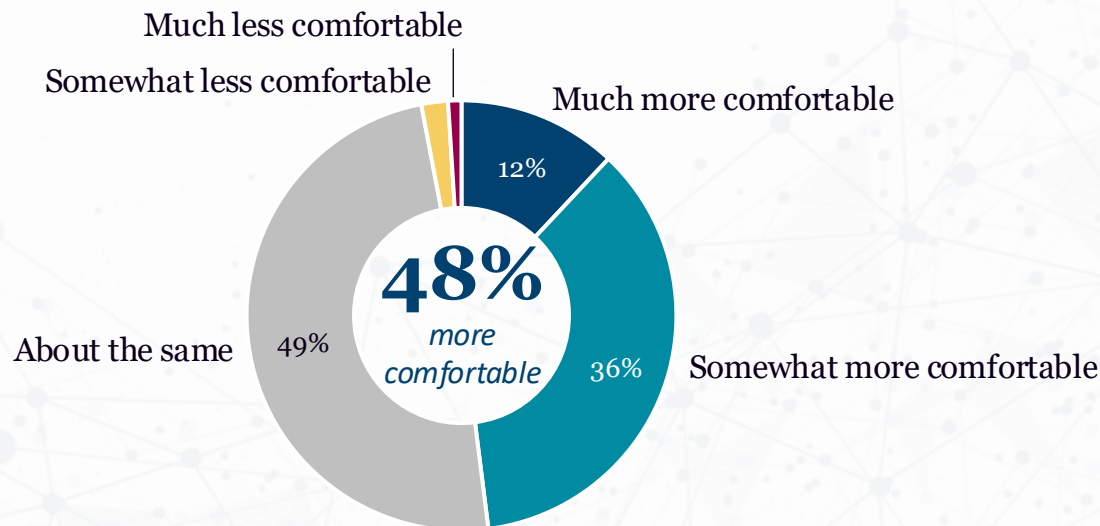
### ***Clergy Morale***



Ordained; n=249

Nearly half of ordained reported an increased comfort in encouraging others to share their faith, indicating an impact on removing barriers to evangelization.

***Comfort in Encouraging Others to Share their Faith***

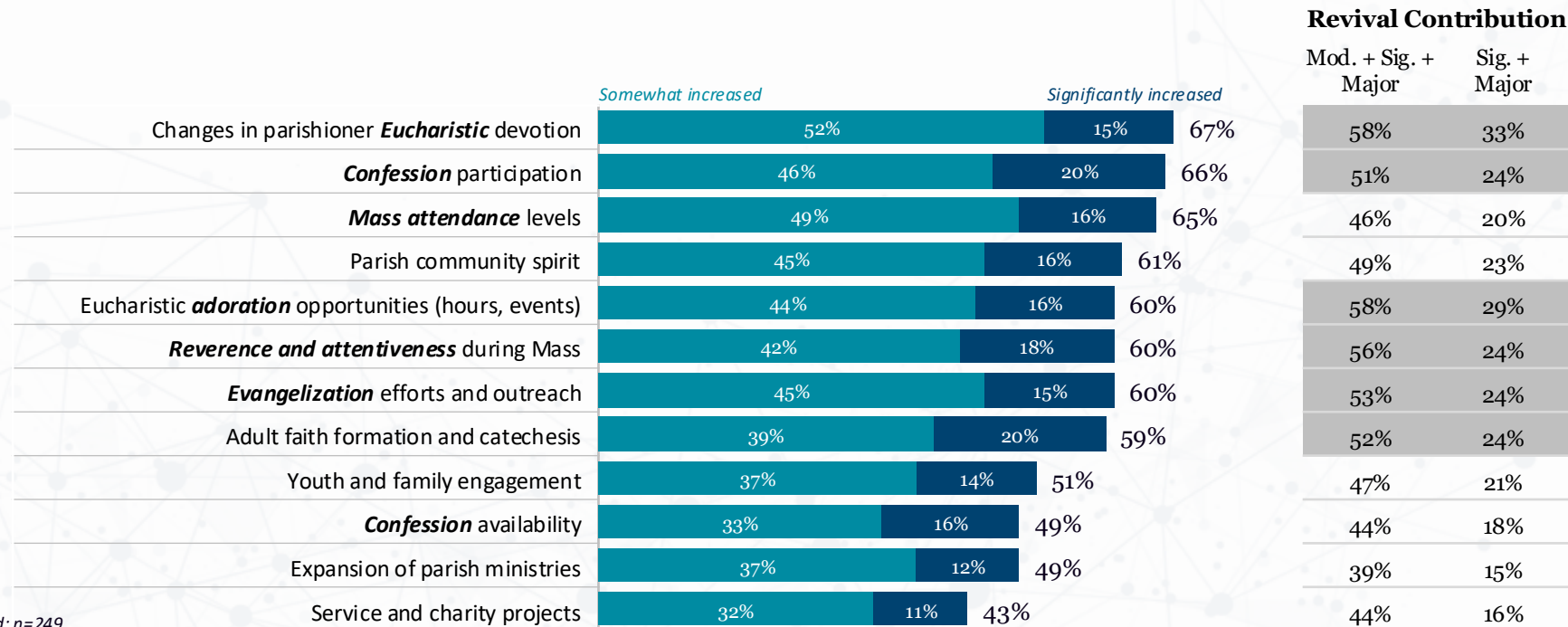


Ordained; n=249



# Clergy report strong gains in Eucharistic devotion and sacramental life in their communities; most see the National Eucharistic Revival as a meaningful contributor to this renewal.

## Changes Seen Compared to 3 Years Ago and Perceived Impact of the Revival

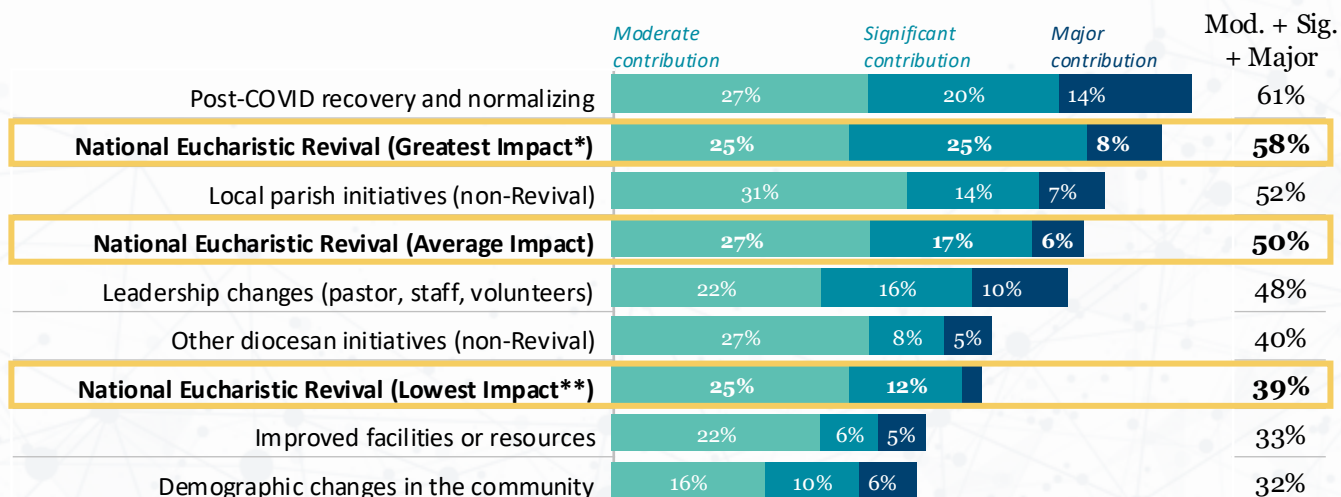


Ordained; n=249

Q09. Compared to three years ago, how would you describe changes in your parish/diocese in the following areas? (1-5, sig. decreased to sig. increased)  
 Q10. To what extent do you believe the National Eucharistic Revival contributed to any positive changes you've observed? (no, small, moderate, significant, major)

# The Revival stands out as a significant influencer alongside post-pandemic recovery, non-Revival initiatives, and changes in pastoral leadership.

## *Revival Impact in Context with Other Events' Impact on Positive Changes*



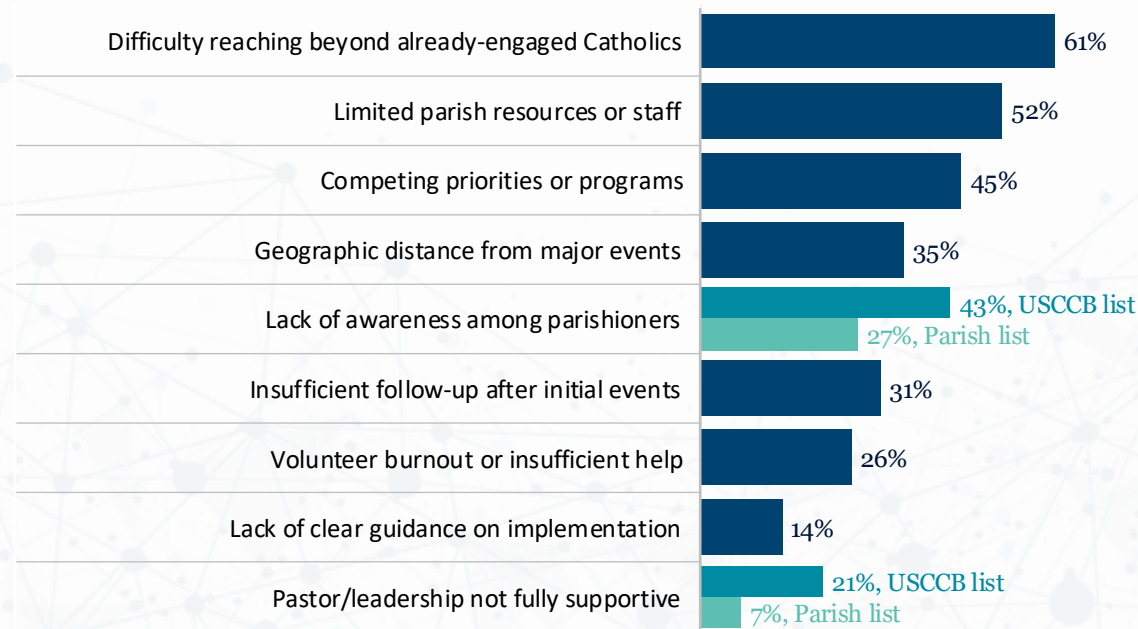
\* Changes in parishioner Eucharistic devotion, Eucharistic adoration opportunities

\*\* Expansion of parish ministries

Ordained; n=249

**The Revival faced two main categories of challenges: external obstacles (such as reaching less-engaged Catholics) alongside internal constraints (such as limited time, resources, and coordination issues).**

### *Challenges Limiting Revival Impact*



- For efforts like this to achieve broader impact, more intentional strategies may be needed to engage Catholics who are less engaged.
- Sustained success will require additional support, resources, and clarity to relieve the burden on parish staff and volunteers and enable consistent implementation.

Ordained; n=249

**Point Persons requested more coordinated guidance, ready-to-use resources, and clearer implementation frameworks to ease the burden of promoting Revival activities at the local level.**

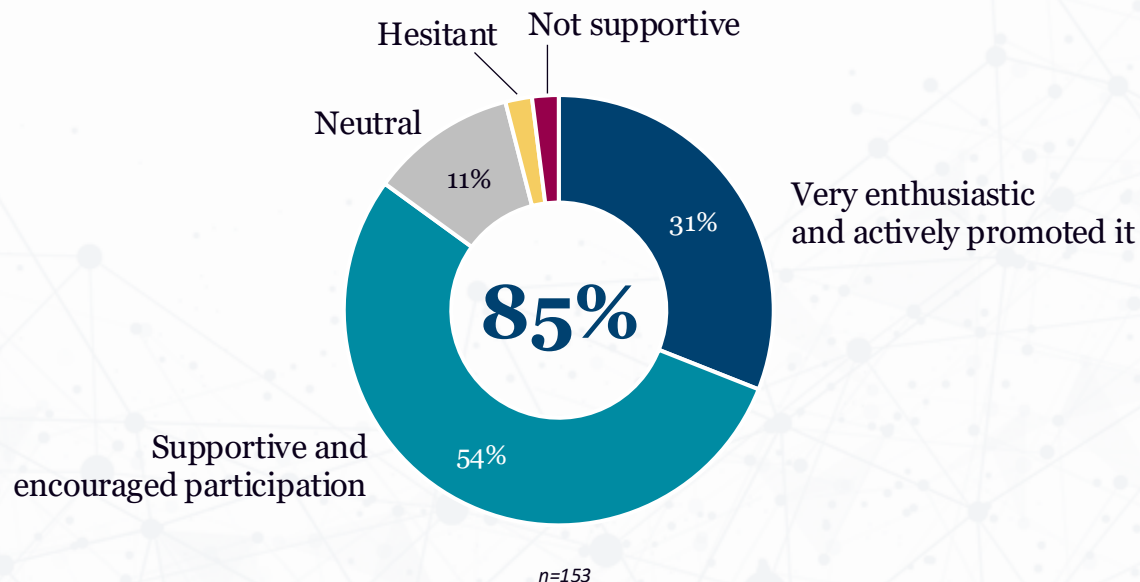
***Point Persons' Desired Support from the USCCB / Diocese***



Ordained Point Persons; n=47

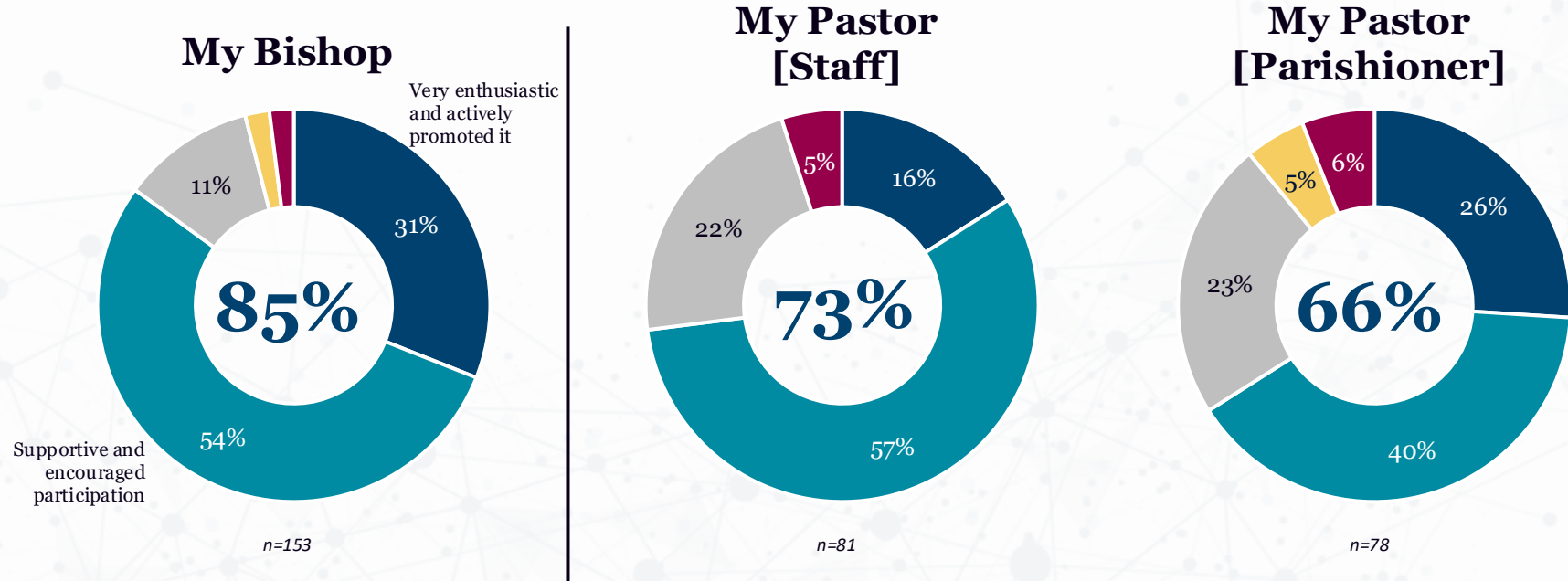
**Point Persons reported high levels of bishop support, with 85% perceiving their bishops as enthusiastic or actively supportive of the Revival.**

***Perceived Bishop's Enthusiasm for the National Eucharistic Revival***  
(Among those who answered [n=153])



**Staff point persons perceived higher pastoral enthusiasm (73%) than parishioner point persons (66%), likely attributed to the closer relationships they have with their pastor.**

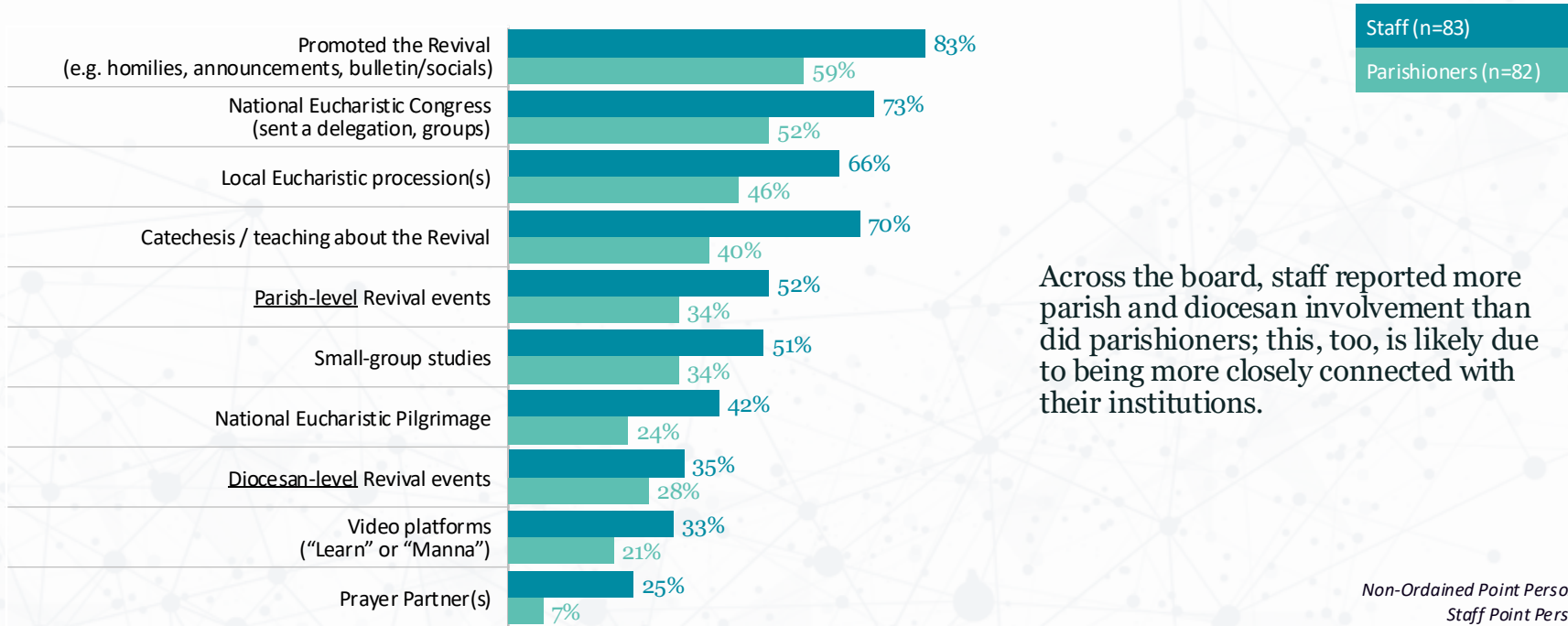
***Perceived Bishop's and Pastor's Enthusiasm for the National Eucharistic Revival***  
*(Among those who answered)*



See pie segment key on previous slide.

**Both staff and parishioner Point Persons reported that parishes engaged primarily through Eucharistic adoration and processions, mirroring the pattern seen among ordained respondents.**

### *Parish / Diocesan Involvement in the Revival*



Across the board, staff reported more parish and diocesan involvement than did parishioners; this, too, is likely due to being more closely connected with their institutions.

Non-Ordained Point Persons; n=165

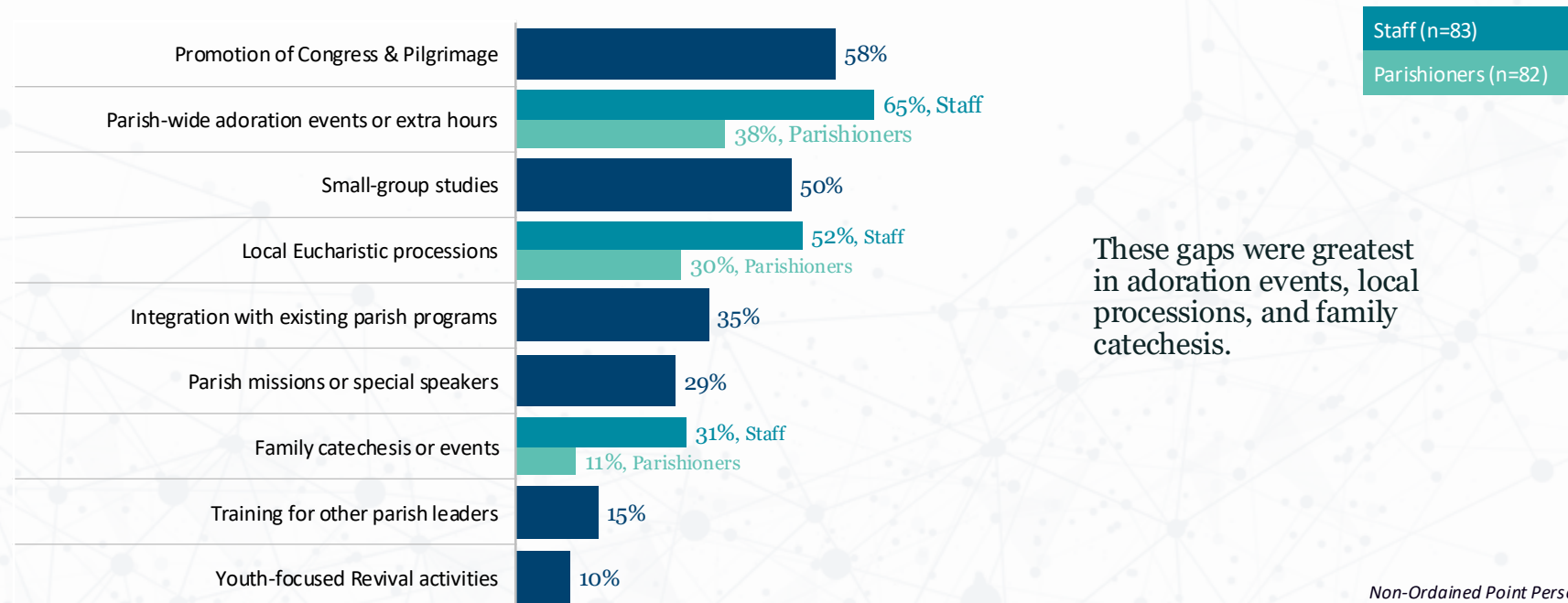
Staff Point Persons; n=83

Parishioner Point Persons; n=82



# Staff Point Persons took more active roles in promoting the Revival, likely reflecting their professional roles and institutional proximity.

## *Personal Promotion of the Revival*

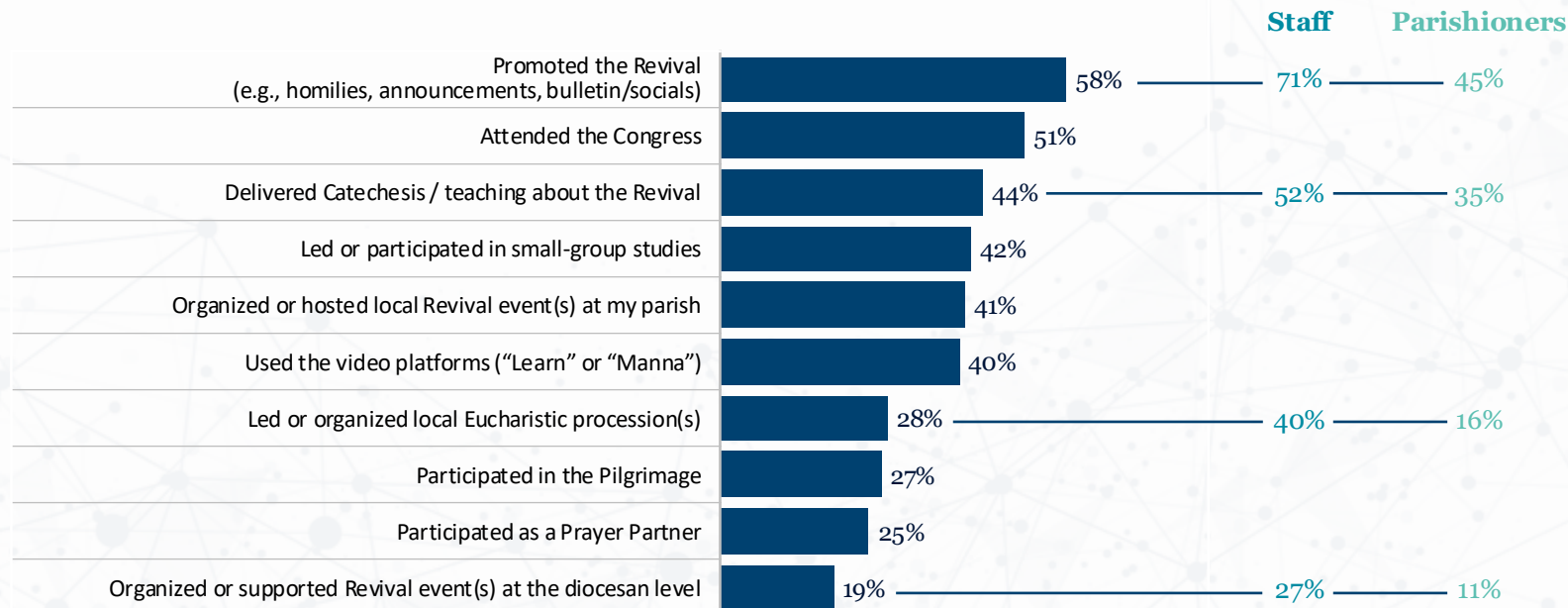


Non-Ordained Point Persons; n=165  
Staff Point Persons; n=83  
Parishioner Point Persons; n=82



# Point Persons engaged with the Revival as both organizers and participants, personally attending events while also coordinating local activities in their parishes.

## Personal Involvement in the Revival



Non-Ordained Point Persons; n=165

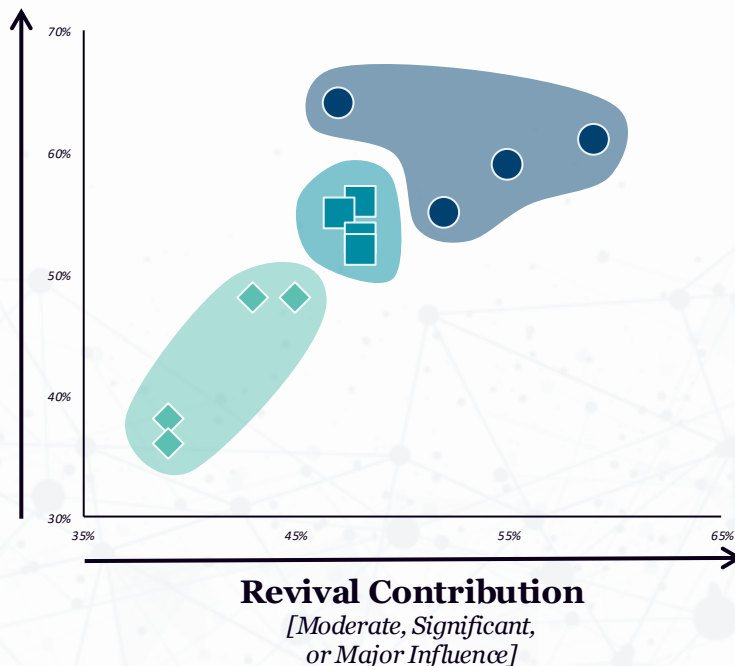
Staff Point Persons; n=83

Parishioner Point Persons; n=82

# Point Persons observed similar patterns of parish renewal as ordained clergy, with strongest gains in Mass attendance and parishioners' Eucharistic devotion.

## Changes Seen Compared to 3 Years Ago and Perceived Impact of the Revival

**Positive Changes  
Since 2021**  
*[Somewhat or  
Significantly Increased]*



### Transformational Impact

- Parishioner **Eucharistic devotion**
- **Mass attendance** levels
- **Eucharistic adoration** opportunities
- Youth and family engagement

### Significant Factor

- Reverence and **attentiveness during Mass**
- Adult faith formation and catechesis
- Parish community spirit
- **Evangelization** efforts and outreach

### Notable Influence

- **Confession** participation
- Expansion of parish ministries
- **Service** and charity projects
- **Confession** availability

**Revival Contribution**

*[Moderate, Significant,  
or Major Influence]*

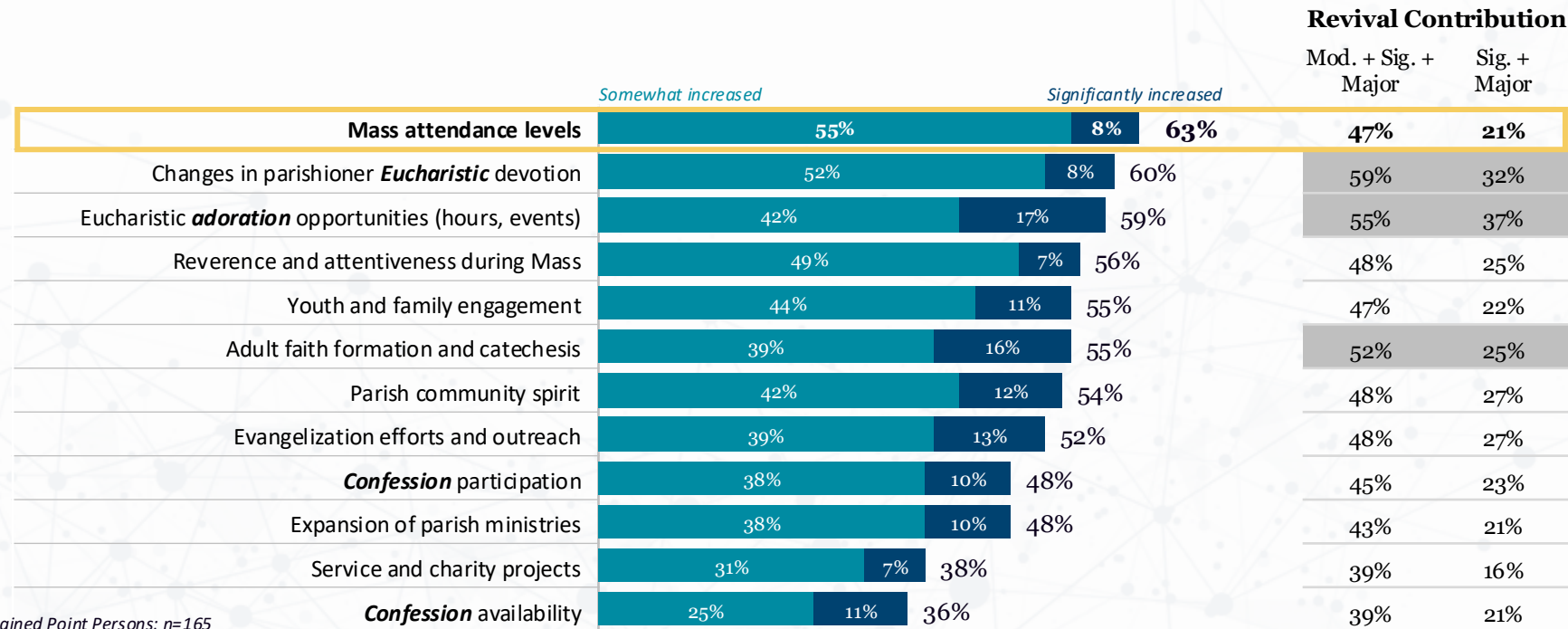
Non-Ordained Point Persons; n=165

Q09. Compared to three years ago, how would you describe changes in your parish/diocese in the following areas? (1-5, sig. decreased to sig. increased)

Q10. To what extent do you believe the National Eucharistic Revival contributed to any positive changes you've observed? (no, small, moderate, significant, major)

# Point Persons observed similar patterns of parish renewal as ordained clergy, with strongest gains in Mass attendance and parishioners' Eucharistic devotion.

## Changes Seen Compared to 3 Years Ago and Perceived Impact of the Revival



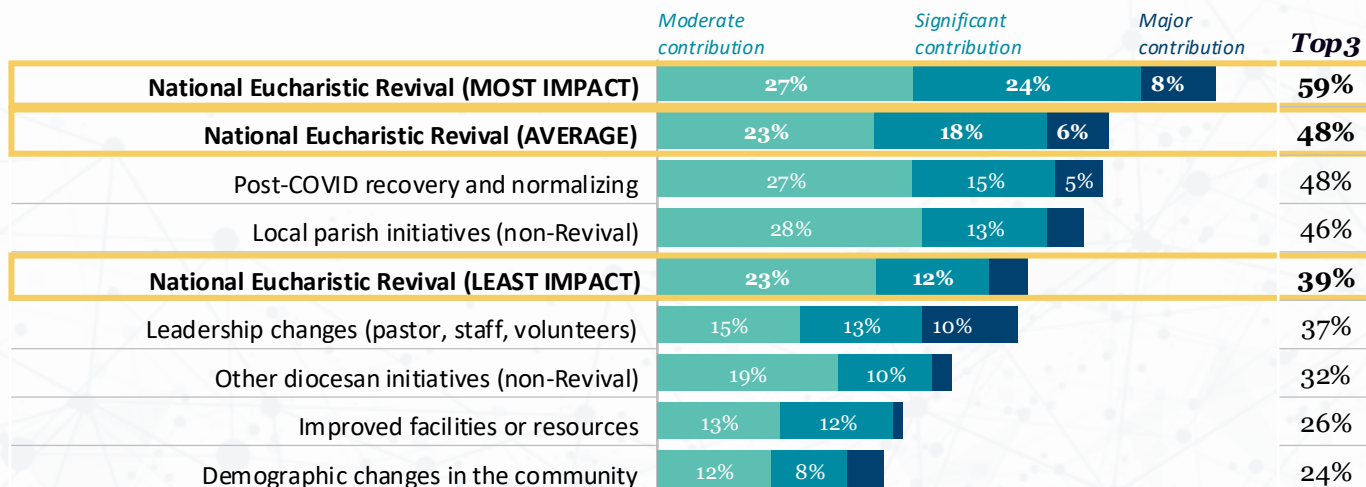
Non-Ordained Point Persons; n=165

Q09. Compared to three years ago, how would you describe changes in your parish/diocese in the following areas? (1-5, sig. decreased to sig. increased)

Q10. To what extent do you believe the National Eucharistic Revival contributed to any positive changes you've observed? (no, small, moderate, significant, major)

**Point Persons attributed positive parish changes to multiple factors, with the Revival ranking alongside pastoral transitions and post-pandemic recovery as a significant influence.**

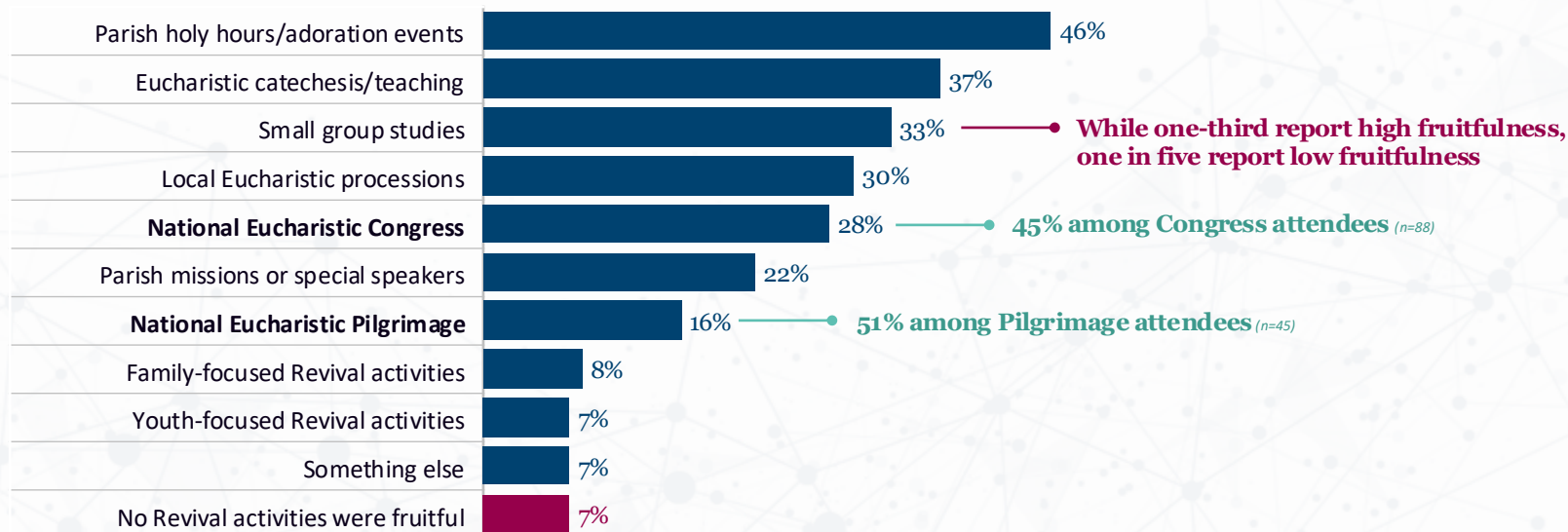
### *Revival Impact in Context with Other Events' Impact on Positive Changes*



Non-Ordained Point Persons; n=165

**Local Eucharistic processions and Eucharistic adoration were rated most fruitful among all Point Persons. Those attending the Pilgrimage and Congress rated them even higher (51% and 45%, respectively).**

### ***Most Fruitful Revival Activities*** (% selecting as most fruitful)



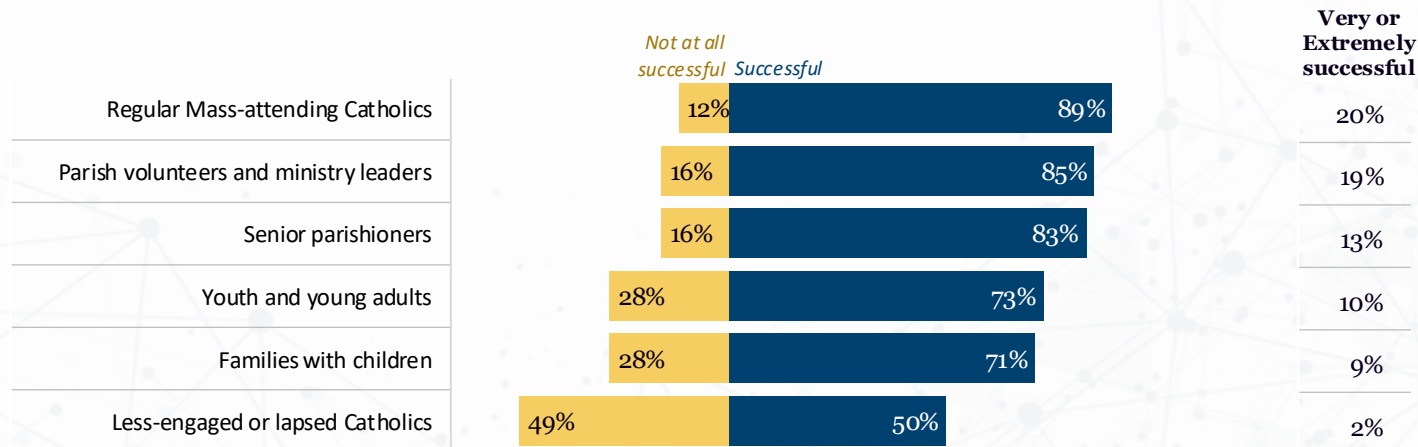
Non-Ordained Point Persons; n=165

Q14. Which Eucharistic Revival activities were MOST fruitful in your parish/diocese? (select up to 3)

Q15. Which Eucharistic Revival activities were LEAST fruitful in your parish/diocese? (select up to 3)

**Audience engagement was high, reflecting effective communication strategies. Point Persons reported the greatest success engaging already-active Catholics such as those regularly attending Mass and volunteering.**

## ***Audience Engagement***



***“We had great materials but struggled to get the word beyond the usual active crowd.”***

***– Parish Point Person, Director of Rel. Ed.***

While inactive Catholics and those on the margins of parish life proved hardest to reach through Revival activities, half of the Point Persons reported at least some success in engaging with them through the Revival.

*Non-Ordained Point Persons; n=165*

*Additional Slides not included in  
Webinar Presentation*

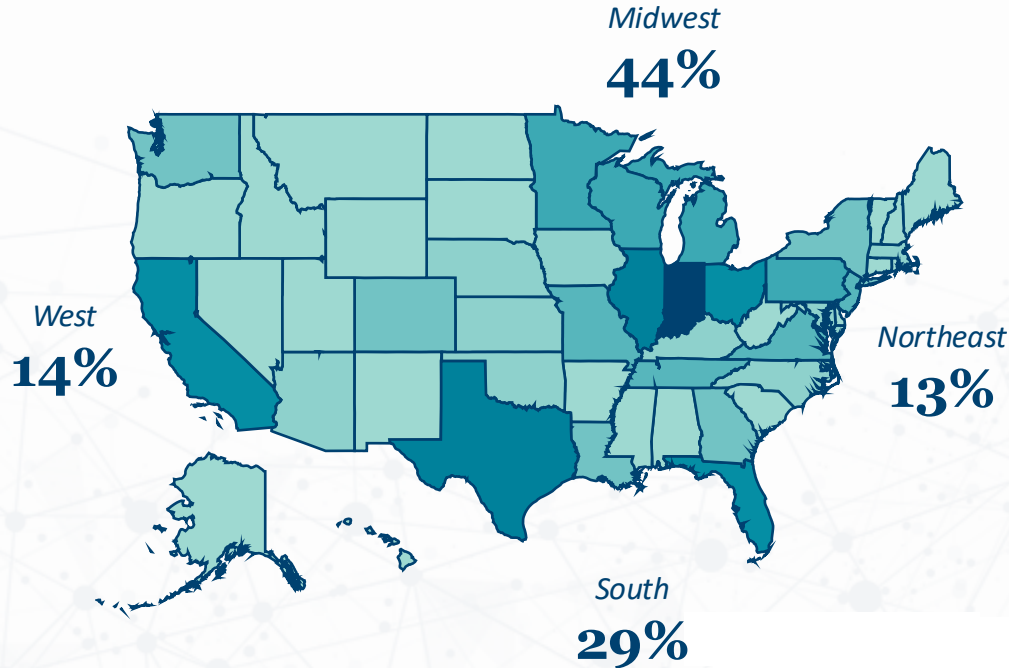
## Lay Catholics

---



The sample came from across the United States,  
with particularly strong representation from the Midwest.

### *Geographic Breakdown*



	Nat'l	Local	Con
Midwest	54%	34%	33%
South	26%	33%	32%
West	11%	16%	18%
Northeast	9%	16%	17%

*Lay Catholics; n=1,758*

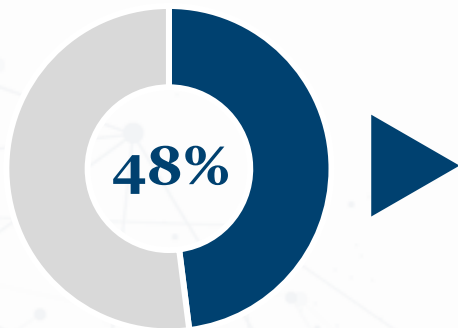
*Participants; n=1,299*

*Contacts; n=459*

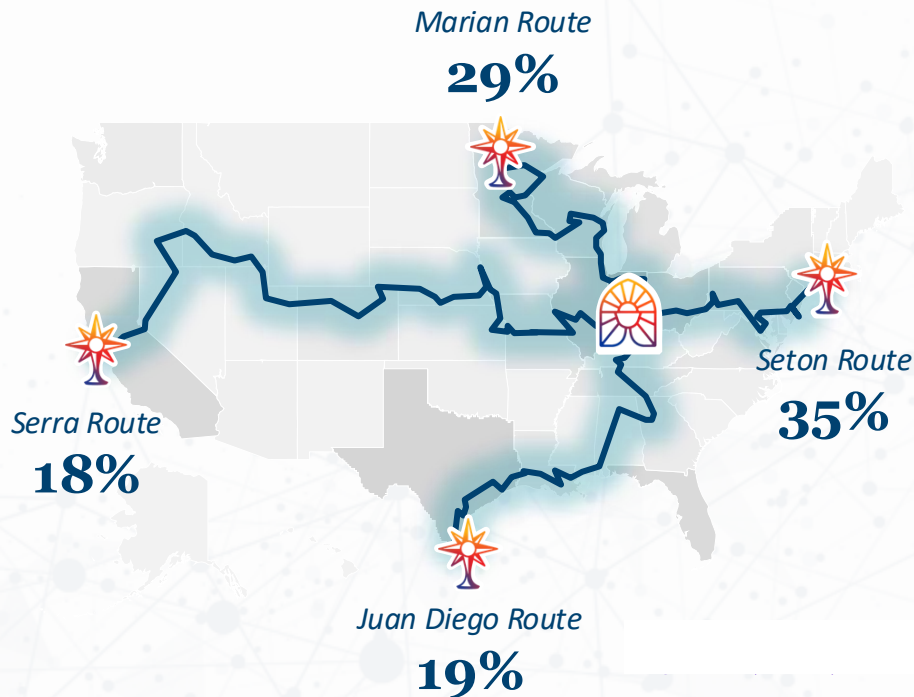


The sample was evenly split between participants living in dioceses along the Pilgrimage route and those living elsewhere.

### *Geographic Breakdown*



...live in a diocese along  
the National Eucharistic  
Pilgrimage route

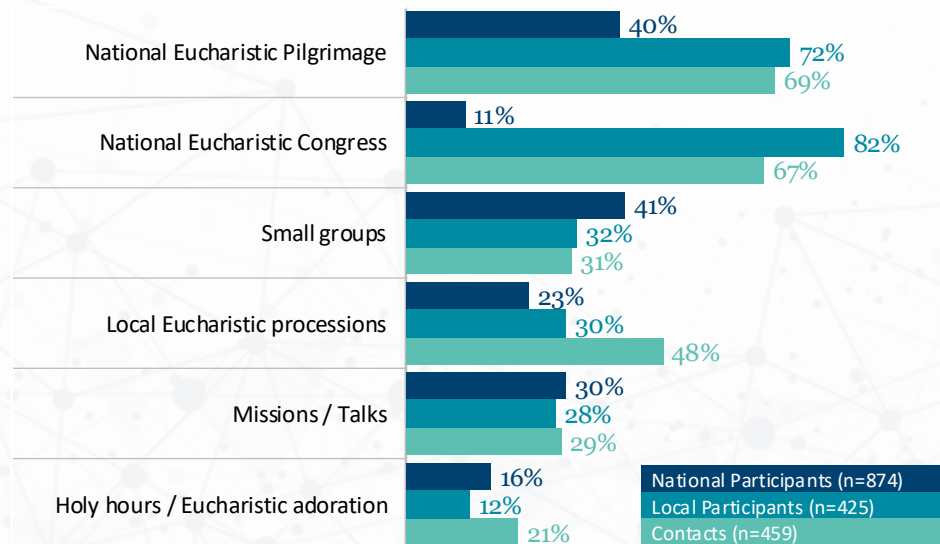


Lay Catholics; n=1,758

Even among those not actively participating in Revival events, awareness of events was high. Cost and scheduling conflicts were top reasons for not attending national events.

## Awareness of Revival Activities and Reasons for Not Attending

Percent of Segment Aware of Each but Did Not Attend



Reasons for not Attending National Events

	Congress			Pilgrimage		
	Nat'l	Local	Con	Nat'l	Local	Con
Cost	45%	56%	47%	20%	47%	37%
Scheduling	47%	54%	42%	63%	55%	44%
Not Interested	12%	14%	25%	22%	15%	27%
Travel	2%	12%	10%	6%	13%	12%
Family	1%	5%	5%	3%	4%	5%
Health	1%	4%	7%	1%	4%	8%

Q51. Which of the following Eucharistic Revival-related activities were you aware of that you did NOT attend for any reason?

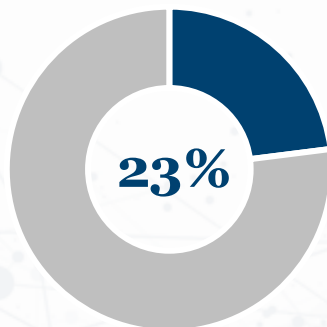
Q52. For which of the following reasons did you NOT attend the National Eucharistic Congress?

Q53. For which of the following reasons did you NOT attend the National Eucharistic Pilgrimage?

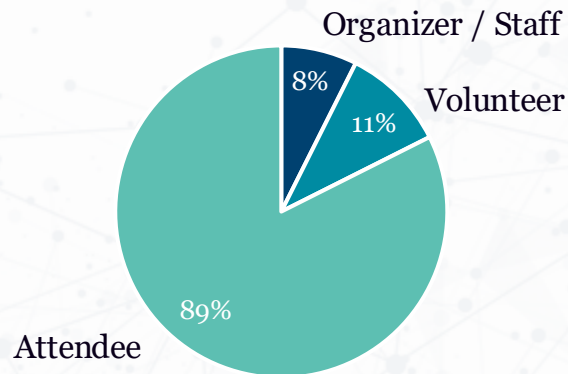
**Nearly one in four participated in a Revival-focused small group. The majority of our respondents were attendees.**

### ***Revival Participation Details***

**Participated in a Revival  
small-group study**



**Highest Participation Role**



*Lay Catholic Participants; n=1,299*

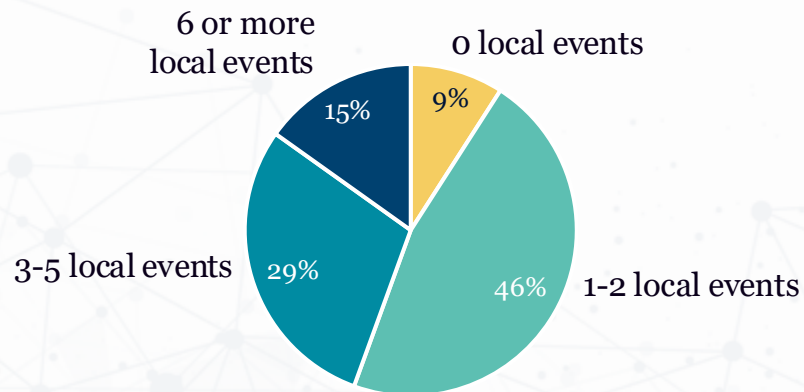
Q49. For the Eucharistic Revival-related activities you participated in (including the Congress or Pilgrimage, if applicable), what was your role?

Q46. Did you participate in a Eucharistic Revival small-group study (such as Jesus and the Eucharist)?

# Nearly all participants attended local events. Half traveled outside of their diocese, with most of those traveling out of state.

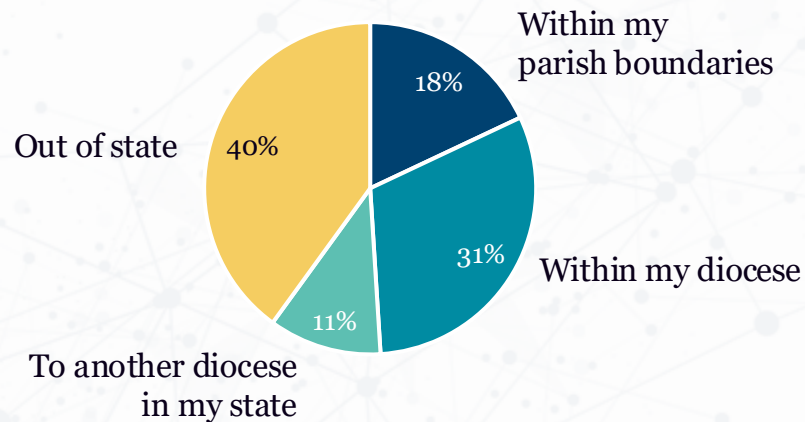
## Revival Participation Details

Number of Local Revival Events Attended



**Average: 3 local activities**

Farthest Distance Traveled for Any Revival Event



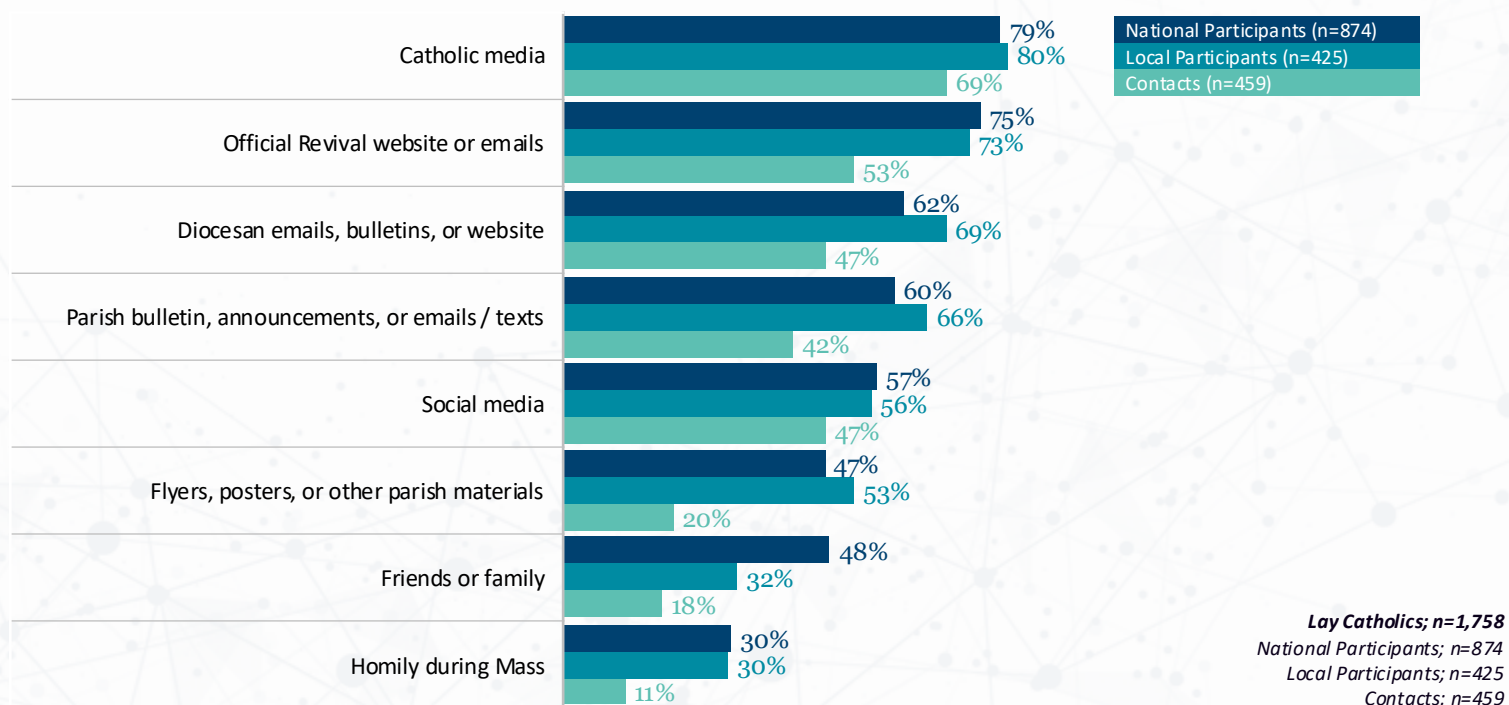
Lay Catholic Participants; n=1,299

Q45. Since 2021, about how many local National Eucharistic Revival activities have you personally participated in?

Q50. For the Eucharistic Revival-related activities you attended, what was the farthest distance you traveled?

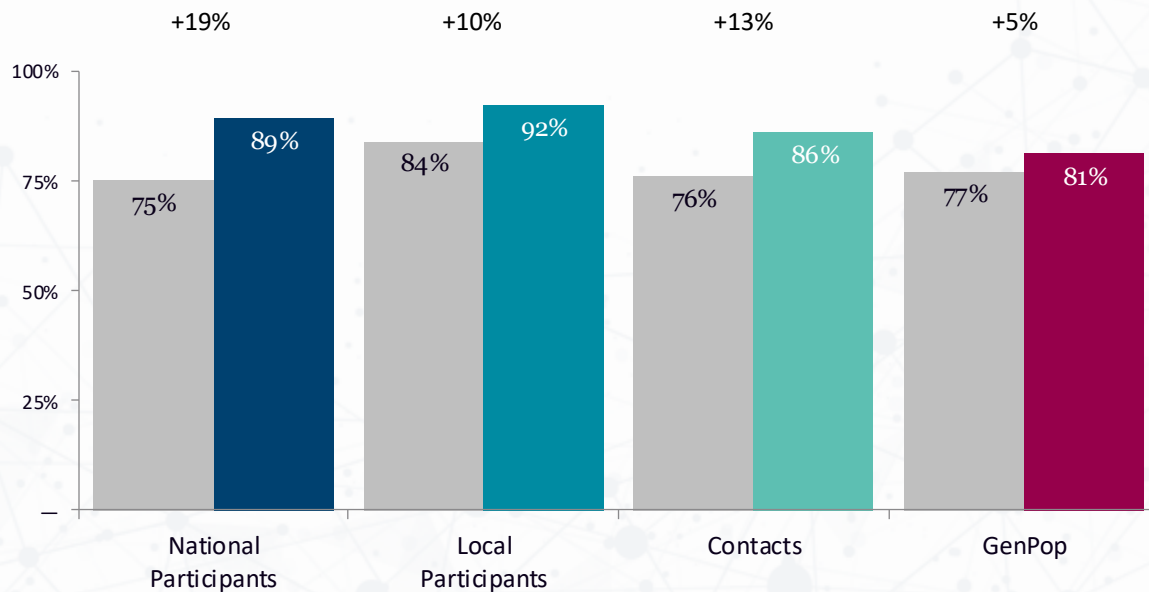
**Catholic media and the Revival's official website were the primary sources of information, followed by parish and diocesan communications, showing the importance of promotion at both a national and parish/diocesan-level scale.**

### *Sources of Knowledge about the Revival Events*



# All three Revival groups demonstrated an overall growth in the importance of a variety of faith practices from 2021 to today.

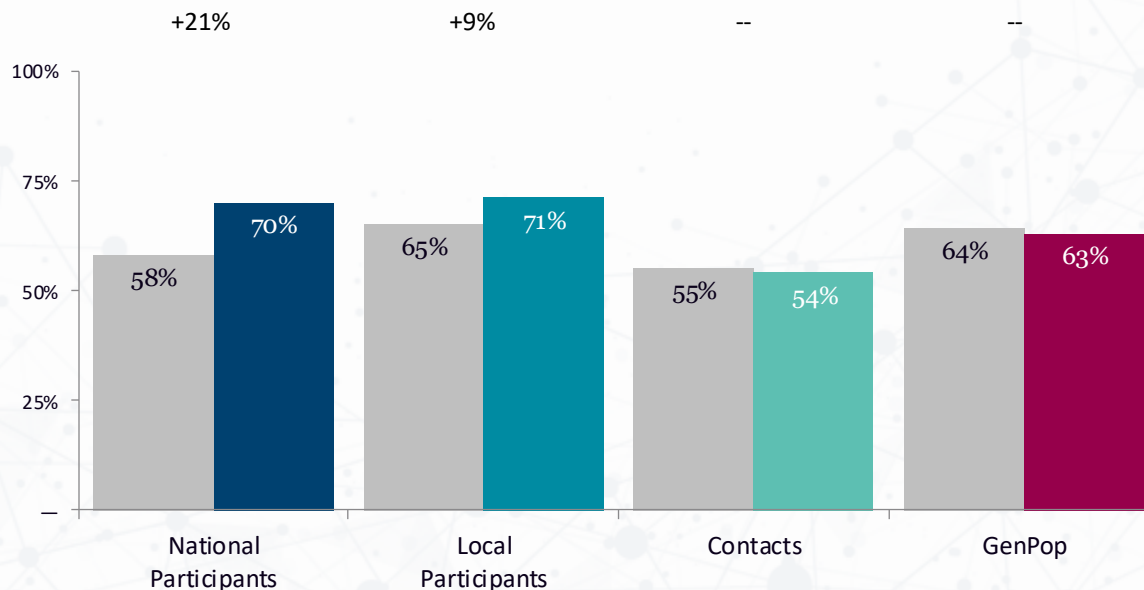
## Importance Shift: 2021 to Today, Very or Extremely Important



**Lay Catholics; n=1,758**  
National Participants; n=874  
Local Participants; n=425  
Contacts; n=459

# Local and national Participants showed the greatest amount of growth in frequency of spiritual practices.

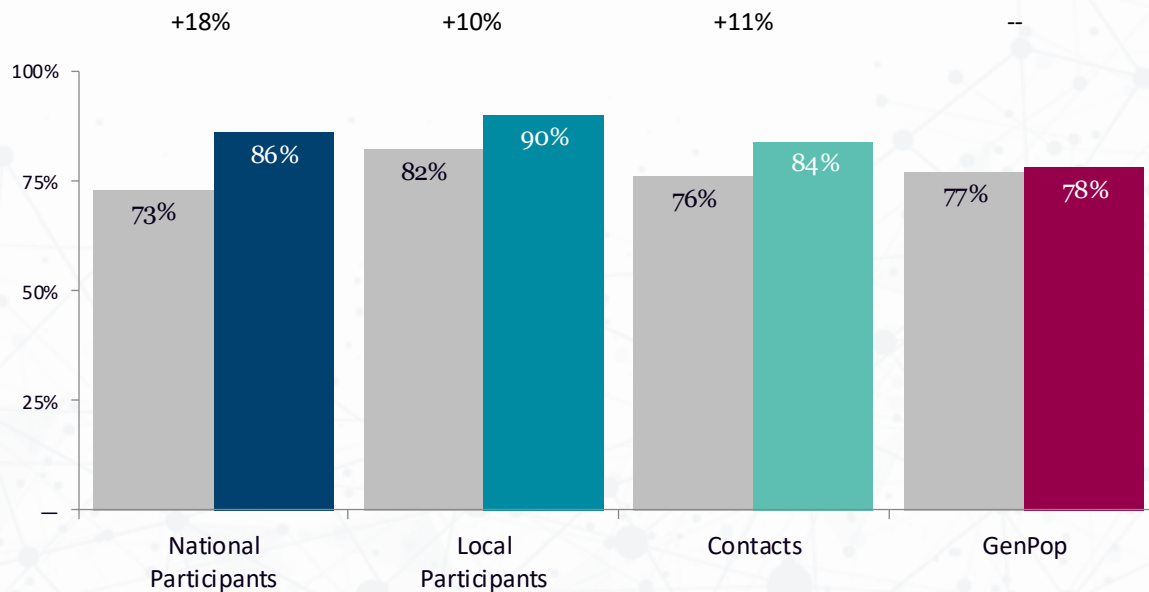
***Frequency Shift: 2021 to Today, Often or Very Often***



**Lay Catholics; n=1,758**  
National Participants; n=874  
Local Participants; n=425  
Contacts; n=459

***All Revival groups, though especially National Participants, showed growth in their conviction of belief.***

**Conviction of Belief Shift: 2021 to Today**

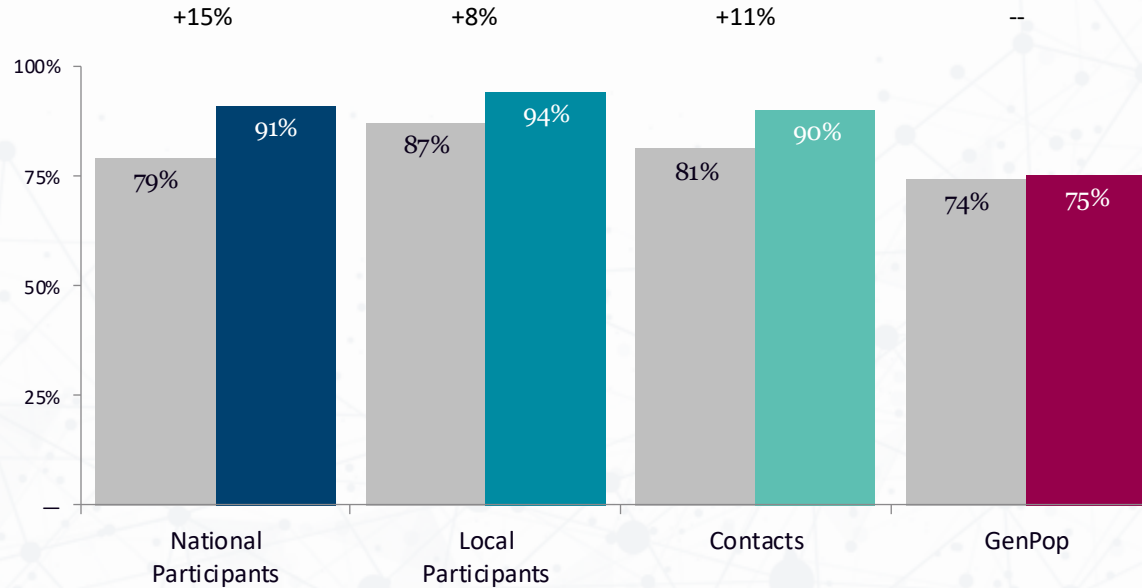


**Lay Catholics; n=1,758**  
National Participants; n=874  
Local Participants; n=425  
Contacts; n=459



Similarly, all three Revival groups showed growth in understanding.

**Understanding Shift: 2021 to Today**

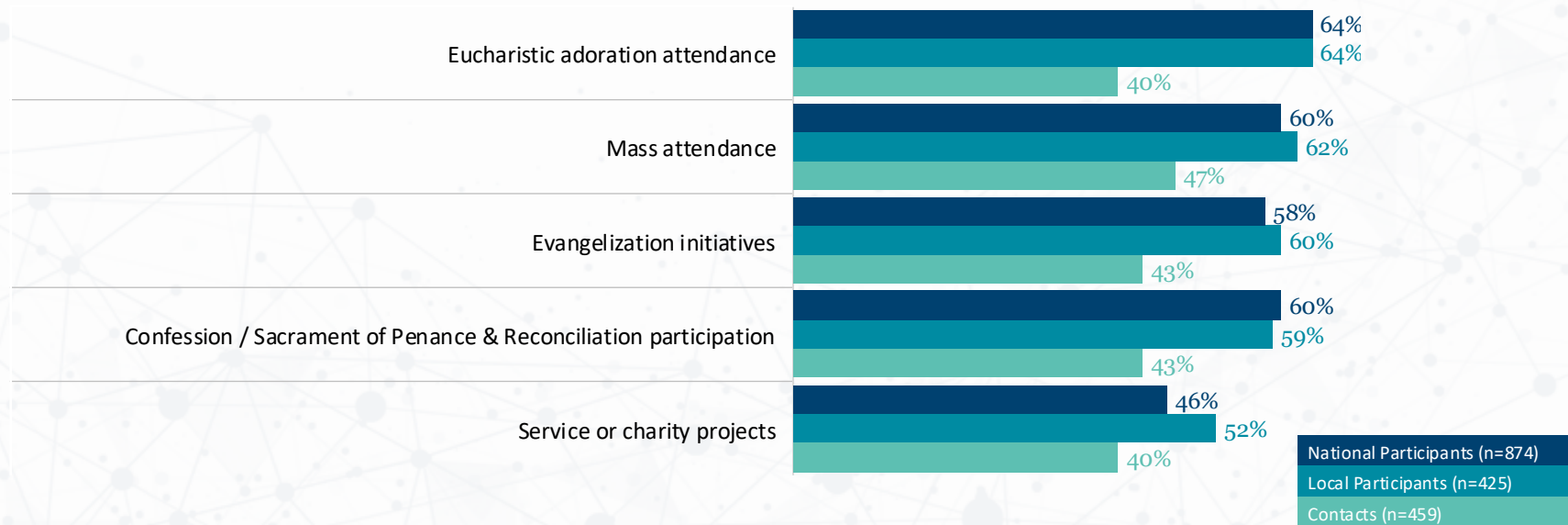


**Lay Catholics; n=1,758**  
National Participants; n=874  
Local Participants; n=425  
Contacts; n=459

# Lay Catholics report observing more attendance in all faith activities, especially in Eucharistic adoration and Mass.

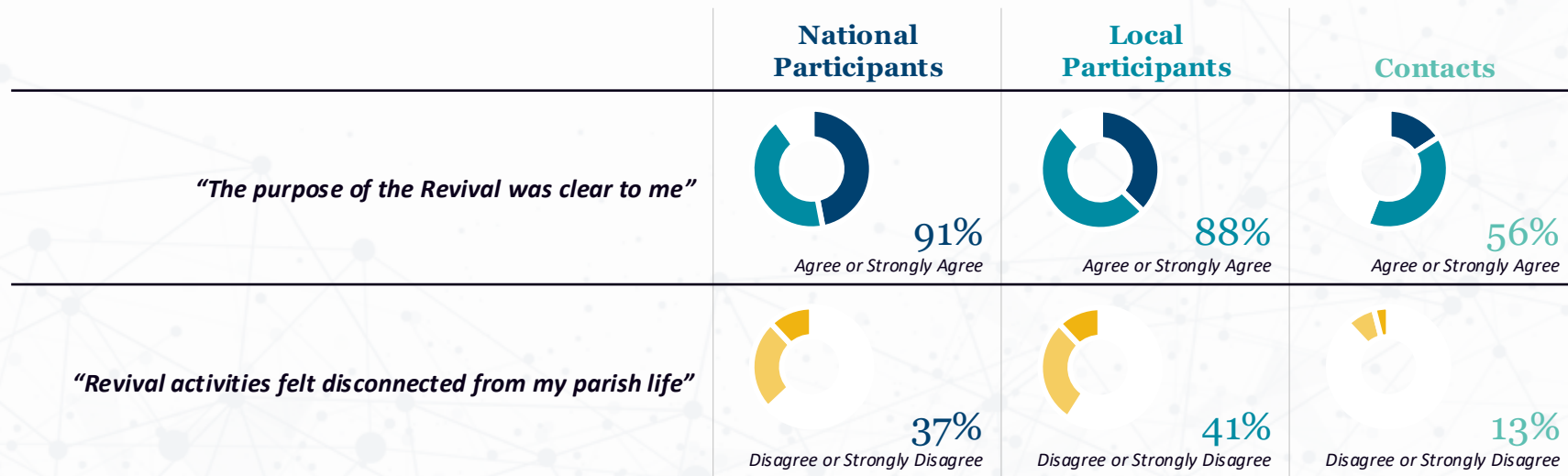
## *Perceived Attendance of Faith Activity Opportunities, Compared to 2021*

### “Somewhat” or “Significantly” Increased



The purpose of the Revival was much clearer for Participants (both National and Local) than Contacts, and fewer felt like the Revival was disconnected from their everyday parish life.

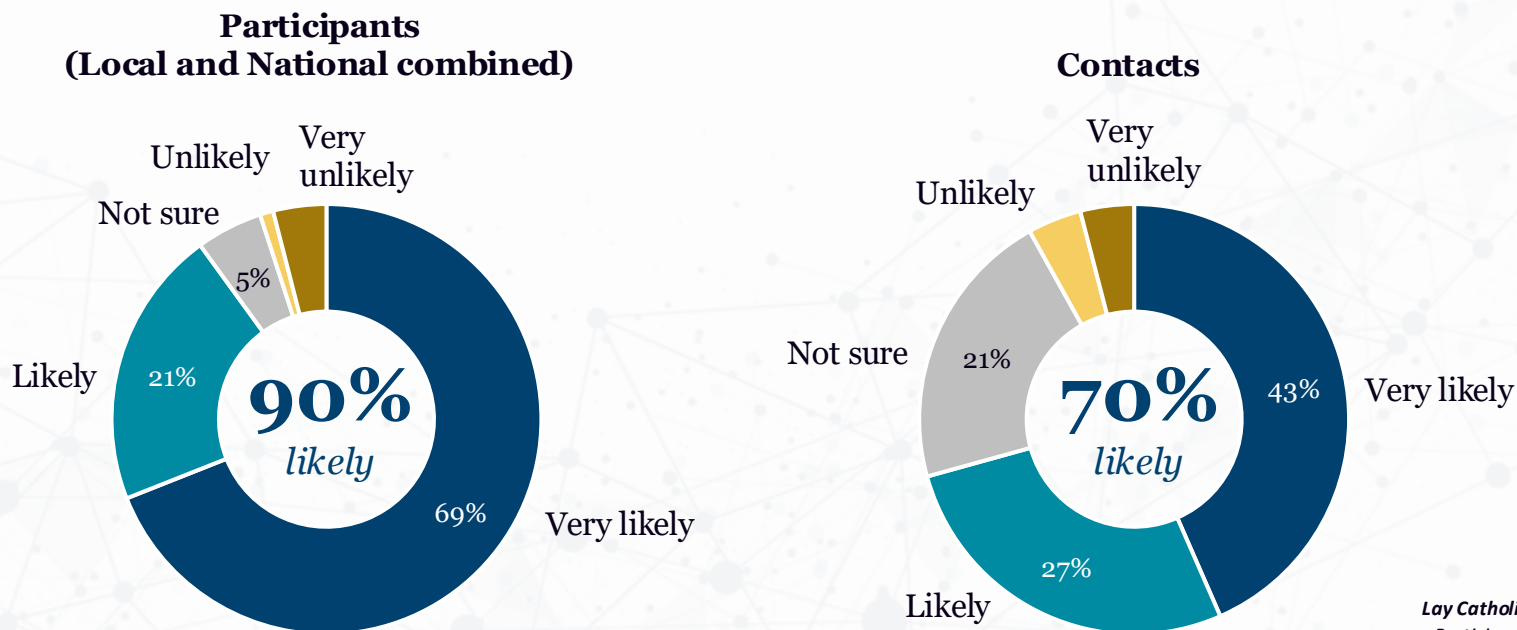
## Sentiments



Lay Catholics; n=1,758  
National Participants; n=874  
Local Participants; n=425  
Contacts; n=459

Nine in ten Revival participants say they are likely to continue participating in Eucharistic practices over the next year, compared to seven in ten Contacts; this suggests the Revival created sustained commitment.

### *Likelihood of Future Eucharist-Focused Practices*



Lay Catholics; n=1,758  
Participants; n=1,299  
Contacts; n=459